

Grade 2



# Spelling

## PRACTICE BOOK

The **McGraw-Hill** Companies



Published by Macmillan/McGraw-Hill, of McGraw-Hill Education, a division of The McGraw-Hill Companies, Inc.,  
Two Penn Plaza, New York, New York 10121.

Copyright © by Macmillan/McGraw-Hill. All rights reserved. No part of this publication may be reproduced or  
distributed in any form or by any means, or stored in a database or retrieval system, without the prior written  
consent of The McGraw-Hill Companies, Inc., including, but not limited to, network storage or transmission, or  
broadcast for distance learning.

Printed in the United States of America

2 3 4 5 6 7 8 9 10 021 09 08 07 06

# Contents

## Unit 1 • Relationships

School Days <b>David’s New Friends</b> <b>Short a</b>	Practice . . . . . 1 Word Sort. . . . . 2 Word Meaning . . . . . 3 Proofreading . . . . . 4
Making Friends <b>Mr. Putter &amp; Tabby Pour the Tea</b> <b>Short o</b>	Practice . . . . . 5 Word Sort. . . . . 6 Word Meaning . . . . . 7 Proofreading . . . . . 8
Firefighters at Work <b>Time For Kids: “Fighting the Fire”</b> <b>Short a</b>	Practice . . . . . 9 Word Sort. . . . . 10 Word Meaning . . . . . 11 Proofreading . . . . . 12
Being Yourself <b>Meet Rosina</b> <b>Short i</b>	Practice . . . . . 13 Word Sort. . . . . 14 Word Meaning . . . . . 15 Proofreading . . . . . 16
Coming to America <b>My Name Is Yoon</b> <b>Short o</b>	Practice . . . . . 17 Word Sort. . . . . 18 Word Meaning . . . . . 19 Proofreading . . . . . 20

## Unit 2 • Growth and Change

<b>Plants Alive!</b> <b>The Tiny Seed</b> <b>Short <i>u</i></b>	Practice . . . . .	21
	Word Sort . . . . .	22
	Word Meaning . . . . .	23
	Proofreading . . . . .	24
<b>Animal Rescue</b> <b>A Harbor Seal Pup</b> <b>Grows Up</b> <b>Consonant Blends: Initial</b> <b>and Final <i>sl, dr, sk, sp, st</i></b>	Practice . . . . .	25
	Word Sort . . . . .	26
	Word Meaning . . . . .	27
	Proofreading . . . . .	28
<b>A Hospital Visit</b> <b>Time For Kids:</b> <b>“A Trip to the</b> <b>Emergency Room”</b> <b>Long <i>a</i></b>	Practice . . . . .	29
	Word Sort . . . . .	30
	Word Meaning . . . . .	31
	Proofreading . . . . .	32
<b>How Animals Grow</b> <b>Farfallina and Marcel</b> <b>Long <i>i</i></b>	Practice . . . . .	33
	Word Sort . . . . .	34
	Word Meaning . . . . .	35
	Proofreading . . . . .	36
<b>Staying Fit</b> <b>There’s Nothing Like</b> <b>Baseball</b> <b>Long <i>o</i></b>	Practice . . . . .	37
	Word Sort . . . . .	38
	Word Meaning . . . . .	39
	Proofreading . . . . .	40

## Unit 3 • Better Together

Telling Stories	Practice . . . . .	41
<b>Head, Body, Legs:</b>	Word Sort. . . . .	42
<b>A Story From Liberia</b>	Word Meaning . . . . .	43
<b>Long e</b>	Proofreading . . . . .	44
Safety First	Practice . . . . .	45
<b>Officer Buckle and Gloria</b>	Word Sort. . . . .	46
<b>Long u</b>	Word Meaning . . . . .	47
	Proofreading . . . . .	48
Creatures Old and Older	Practice . . . . .	49
<b>Time For Kids:</b>	Word Sort. . . . .	50
<b>“Meet the Super Croc”</b>	Word Meaning . . . . .	51
<b>Consonant Digraphs</b>	Proofreading . . . . .	52
<b>ch, sh, th, wh</b>		
Curtain Up!	Practice . . . . .	53
<b>The Alvin Ailey Kids:</b>	Word Sort. . . . .	54
<b>Dancing As a Team</b>	Word Meaning . . . . .	55
<b>Medial, Final Consonant</b>	Proofreading . . . . .	56
<b>Digraphs ch, tch, sh, th</b>		
On the Farm	Practice . . . . .	57
<b>Click, Clack, Moo:</b>	Word Sort. . . . .	58
<b>Cows That Type</b>	Word Meaning . . . . .	59
<b>Initial Triple-Consonant</b>	Proofreading . . . . .	60
<b>Blends scr, spr, str</b>		

## Unit 4 • Land, Sea, Sky

Animal Needs	Practice . . . . .	61
<b>Splish! Splash!</b>	Word Sort. . . . .	62
<b>Animal Baths</b>	Word Meaning . . . . .	63
<b>r-Controlled</b>	Proofreading . . . . .	64
<b>Vowels ar, or</b>		
Animal Survival	Practice . . . . .	65
<b>Goose’s Story</b>	Word Sort. . . . .	66
<b>r-Controlled</b>	Word Meaning . . . . .	67
<b>Vowels er, ir, ur</b>	Proofreading . . . . .	68
A Way to Help	Practice . . . . .	69
Planet Earth	Word Sort. . . . .	70
<b>Time For Kids:</b>	Word Meaning . . . . .	71
<b>“A Way to Help</b>	Proofreading . . . . .	72
<b>Planet Earth”</b>		
<b>Variant Vowel oo, ou</b>		
	Practice . . . . .	73
Wild Weather	Word Sort. . . . .	74
<b>Super Storm</b>	Word Meaning . . . . .	75
<b>Variant Vowels oo, ui, ew</b>	Proofreading . . . . .	76
Habitats and Homes	Practice . . . . .	77
<b>Nutik, the Wolf Pup</b>	Word Sort. . . . .	78
<b>Variant Vowels au, aw</b>	Word Meaning . . . . .	79
	Proofreading . . . . .	80

## Unit 5 • Discoveries

Life In the Desert	Practice . . . . .	81
<b>Dig, Wait, Listen:</b>	Word Sort. . . . .	82
<b>A Desert Toad’s Tale</b>	Word Meaning . . . . .	83
<b>Diphthong <i>ow, ou</i></b>	Proofreading . . . . .	84
Play Time!	Practice . . . . .	85
<b>Pushing Up the Sky</b>	Word Sort. . . . .	86
<b>Diphthong <i>oi, oy</i></b>	Word Meaning . . . . .	87
	Proofreading . . . . .	88
Exploration	Practice . . . . .	89
<b>Time For Kids:</b>	Word Sort. . . . .	90
<b>“Columbus Explores</b>	Word Meaning . . . . .	91
<b>New Lands”</b>	Proofreading . . . . .	92
<b>Schwa <i>a</i></b>		
In the Garden	Practice . . . . .	93
<b>The Ugly Vegetables</b>	Word Sort. . . . .	94
<b>Consonants</b>	Word Meaning . . . . .	95
<b><i>gn, kn, wr, mb</i></b>	Proofreading . . . . .	96
Our Moon	Practice . . . . .	97
<b>The Moon</b>	Word Sort. . . . .	98
<b>Hard and Soft</b>	Word Meaning . . . . .	99
<b>Consonants <i>c, g</i></b>	Proofreading . . . . .	100

## Unit 6 • Expressions

Count on a Celebration	Practice . . . . .	101
<b>Mice and Beans</b>	Word Sort. . . . .	102
<b>Endings -dge, -ge, -lge, -nge, -rge</b>	Word Meaning . . . . .	103
	Proofreading . . . . .	104
Creating Stories	Practice . . . . .	105
<b>Stirring Up Memories</b>	Word Sort. . . . .	106
<b>r-Controlled Vowels</b>	Word Meaning . . . . .	107
<b>ar, are, air</b>	Proofreading . . . . .	108
Worlds of Art	Practice . . . . .	109
<b>Time For Kids:</b>	Word Sort. . . . .	110
<b>“Music of the Stone Age”</b>	Word Meaning . . . . .	111
<b>r-Controlled Vowels</b>	Proofreading . . . . .	112
<b>er, eer, ere, ear</b>		
Inventions Then and Now	Practice . . . . .	113
<b>African-American</b>	Word Sort. . . . .	114
<b>Inventors</b>	Word Meaning . . . . .	115
<b>r-Controlled Vowels</b>	Proofreading . . . . .	116
<b>or, ore, oar</b>		
Other People, Other Places	Practice . . . . .	117
<b>Babu’s Song</b>	Word Sort. . . . .	118
<b>r-Controlled Vowels</b>	Word Meaning . . . . .	119
<b>ire, ure</b>	Proofreading . . . . .	120



Name \_\_\_\_\_

**Using the Word Study Steps**

1. LOOK at the word.
2. SAY the word aloud.
3. STUDY the letters in the word.
4. WRITE the word.
5. CHECK the word.

Did you spell the word right?

If not, go back to step 1.

**Spelling Words**

has	sat
wag	had
bad	fix
six	him
will	if

**Puzzle****Solve the puzzle. Circle the six hidden spelling words.**

o	w	a	g	p	s	t
i	l	v	p	h	a	s
h	i	m	n	w	z	b
d	b	a	d	k	c	p
s	e	f	i	x	y	d
g	a	s	a	t	h	x



Name \_\_\_\_\_

has	six	him	sat	bad
wag	if	will	had	fix

## Word Sort

Look at the spelling words in the box. Write the spelling words that have the short *a* sound.

1. \_\_\_\_\_ 2. \_\_\_\_\_ 3. \_\_\_\_\_  
4. \_\_\_\_\_ 5. \_\_\_\_\_

Write the spelling words that have the short *i* sound.

6. \_\_\_\_\_ 7. \_\_\_\_\_ 8. \_\_\_\_\_  
9. \_\_\_\_\_ 10. \_\_\_\_\_

## Misfit Letter

An extra letter has been added to each spelling word below. Draw a line through the letter that does not belong. Write the word correctly on the line.

- |                 |                |
|-----------------|----------------|
| 11. hais _____  | 12. fixe _____ |
| 13. sayt _____  | 14. hyim _____ |
| 15. whill _____ | 16. iff _____  |
| 17. wage _____  | 18. baid _____ |
| 19. sixe _____  | 20. hayd _____ |

Name \_\_\_\_\_

has	six	him	sat	bad
wag	if	will	had	fix

## Match-Ups

Draw a line from each spelling word to its meaning.

- |        |                              |
|--------|------------------------------|
| 1. wag | to make better               |
| 2. six | the past tense of <i>sit</i> |
| 3. fix | the number after five        |
| 4. bad | to move back and forth       |
| 5. sat | not good                     |



## Sentences to Complete

Write a spelling word on each line to complete the sentence.

6. I hope you \_\_\_\_\_ come to see my class tomorrow.
7. Can I help \_\_\_\_\_ with the test?
8. We \_\_\_\_\_ a new teacher last week.
9. Now Ted \_\_\_\_\_ a book on his desk.
10. What happens \_\_\_\_\_ my bus is late?

Name \_\_\_\_\_

**There are six spelling mistakes in the paragraph below. Circle the misspelled words. Write the words correctly on the lines below.**

I haid a very good day at school. I got to help fikx the fish tank. Then Mr. Dan and I sayt down. I told hime all about a book I had read. He asked iff he could borrow it. I said, "Yes, I wil bring it in so the whole class can read it."

- |          |          |          |
|----------|----------|----------|
| 1. _____ | 2. _____ | 3. _____ |
| 4. _____ | 5. _____ | 6. _____ |



## Writing

**Write about your day at school. Use three spelling words from your list.**

---



---



---



---

Name \_\_\_\_\_

**Using the Word Study Steps**

1. LOOK at the word.
2. SAY the word aloud.
3. STUDY the letters in the word.
4. WRITE the word.
5. CHECK the word.  
Did you spell the word correctly?  
If not, go back to Step 1.

**Spelling Words**

went	not
tell	tug
pet	hut
job	tub
fog	bun

**Find and Circle**

**Circle the 10 hidden spelling words. The words are across, down, and on a slant.**

x	s	j	o	b	t	h	p	z	y	n	s
n	t	f	l	u	c	u	t	e	l	l	q
v	o	w	g	n	x	t	f	b	t	u	b
g	z	t	s	w	e	n	t	k	z	f	r



Name \_\_\_\_\_

went	tub	not	tug	fog
pet	tell	hut	job	bun

## Word Sort

Look at the spelling words in the box. Match each word to a vowel sound. Write the words on the lines.

Short *e*

Short *o*

Short *u*

- |          |          |           |
|----------|----------|-----------|
| 1. _____ | 4. _____ | 7. _____  |
| 2. _____ | 5. _____ | 8. _____  |
| 3. _____ | 6. _____ | 9. _____  |
|          |          | 10. _____ |

## New Words

Make a new word from the spelling list by changing the vowel.

- |                         |                         |
|-------------------------|-------------------------|
| 11. pat – a + e = _____ | 14. fig – i + o = _____ |
| 12. bin – i + u = _____ | 15. hat – a + u = _____ |
| 13. jab – a + o = _____ |                         |

Name \_\_\_\_\_

went	tub	not	tug	fog
pet	tell	hut	job	bun

**Write a spelling word to complete each sentence.**

1. Tom lets me \_\_\_\_\_ his dog.
2. I can \_\_\_\_\_ that Jen likes me.
3. Gus and I \_\_\_\_\_ to the park.
4. It is \_\_\_\_\_ nice to be mean.
5. I bathe my puppy in the \_\_\_\_\_.
6. Mike and Dan made a \_\_\_\_\_ to play in.
7. I did a good \_\_\_\_\_ helping my friend.
8. At dinner Dad gave me a hamburger on a \_\_\_\_\_.
9. My dog likes to \_\_\_\_\_ on his leash.
10. The \_\_\_\_\_ makes it hard to see.



Name \_\_\_\_\_

**There are six spelling mistakes in the letter below. Circle the misspelled words. Write the words correctly on the lines.**

Dear Ben,

I want to tel you about Sam. He is my new peet rabbit. I weint to the store and got him a cage and some food. He is nat very big yet. I gave him his first bath in the tuab. Taking care of him is a big jaub. Please come see him soon!

Your friend,

Matt

- |          |          |          |
|----------|----------|----------|
| 1. _____ | 2. _____ | 3. _____ |
| 4. _____ | 5. _____ | 6. _____ |

## Writing

**Write a letter to a friend. Use three spelling words from the list.**




---



---



---



---



Name \_\_\_\_\_

**Using the Word Study Steps**

1. LOOK at the word.
2. SAY the word aloud.
3. STUDY the letters in the word.
4. WRITE the word.
5. CHECK the word.

Did you spell the word right?

If not, go back to step 1.

**Spelling Words**

bag	mad
cap	back
ham	cape
bake	made
ate	rake

**Sounds the Same**

**Write a spelling word that rhymes with the words in each group.**

1. dad    sad    \_\_\_\_\_
2. rate    date    \_\_\_\_\_
3. lake    make    \_\_\_\_\_
4. map    lap    \_\_\_\_\_
5. nag    rag    \_\_\_\_\_
6. ram    jam    \_\_\_\_\_



Name \_\_\_\_\_

cape	bake	mad	bag	rake
ate	back	cap	ham	made

## Word Sort

Look at the spelling words in the box. Write the spelling words that have the short *a* sound.

1. \_\_\_\_\_ 2. \_\_\_\_\_ 3. \_\_\_\_\_

4. \_\_\_\_\_ 5. \_\_\_\_\_

Write the spelling words that have the long *a* sound.

6. \_\_\_\_\_ 7. \_\_\_\_\_ 8. \_\_\_\_\_

9. \_\_\_\_\_ 10. \_\_\_\_\_

## Word Find

Find and circle five spelling words in the puzzle.

a	b	q	p	t	k	e
a	m	a	c	x	u	d
t	a	i	g	f	y	l
e	d	c	q	r	s	h
y	e	g	b	a	c	k
u	q	x	v	k	x	j
z	t	l	w	e	m	n

Name \_\_\_\_\_

cape	bake	mad	bag	rake
ate	back	cap	ham	made

**Questions****Write a spelling word to answer each question.**

1. What can you use to make a pile of leaves? \_\_\_\_\_
2. What can taste good on a sandwich? \_\_\_\_\_
3. What can you put on your head? \_\_\_\_\_
4. What can you put your lunch in? \_\_\_\_\_
5. What word means not happy? \_\_\_\_\_

**Sentences to Complete****Write a spelling word to complete each sentence.**

6. I \_\_\_\_\_ an apple for lunch.
7. Dad \_\_\_\_\_ a fire at camp.
8. We drove \_\_\_\_\_ home after the show.
9. Kate wore a black \_\_\_\_\_ on her back.
10. I can \_\_\_\_\_ the bread in the oven.

Name \_\_\_\_\_

**There is one spelling mistake in each sentence. Circle the misspelled words. Write the correct words on the lines below.**

1. Dad and I got a baig.
2. We went backe to camp with lots of sticks.
3. Dad made a fire, and we ayt fish for dinner.
4. I was maed when it started to rain.
5. We mayd sure the fire was out.

1. \_\_\_\_\_      2. \_\_\_\_\_      3. \_\_\_\_\_  
4. \_\_\_\_\_      5. \_\_\_\_\_

## Writing

**Write about fire safety. Use three spelling words from your list.**



---

---

---

---

---

---

Name \_\_\_\_\_

**Using the Word Study Steps**

1. LOOK at the word.
2. SAY the word aloud.
3. STUDY the letters in the word.
4. WRITE the word.
5. CHECK the word.  
Did you spell the word right?  
If not, go back to step 1.

**Spelling Words**

did	rip
fin	mix
pick	five
nine	side
pipe	hike

**X the Words****Put an X on the words with the long *i* sound.**

rip	pipe	pick
hike	fin	mix
side	did	nine
five	lit	wick
fit	lick	sip
fix	bit	win



Name \_\_\_\_\_

hike	did	rip	pipe	side
fin	mix	nine	five	pick

## Word Sort

Look at the spelling words in the box. Write the spelling words that have the short *i* sound.

1. \_\_\_\_\_ 2. \_\_\_\_\_ 3. \_\_\_\_\_  
4. \_\_\_\_\_ 5. \_\_\_\_\_

Write the spelling words that have the long *i* sound.

6. \_\_\_\_\_ 7. \_\_\_\_\_ 8. \_\_\_\_\_  
9. \_\_\_\_\_ 10. \_\_\_\_\_

## Sounds the Same

Write the spelling word that rhymes with each word below.

- |                |                 |
|----------------|-----------------|
| 11. bike _____ | 16. dive _____  |
| 12. bin _____  | 17. stick _____ |
| 13. kid _____  | 18. ride _____  |
| 14. ripe _____ | 19. fix _____   |
| 15. fine _____ | 20. dip _____   |

Name \_\_\_\_\_

hike	did	rip	pipe	side
fin	mix	nine	five	pick

**Match-Ups****Draw a line from each spelling word to its meaning.**

- |         |                      |
|---------|----------------------|
| 1. rip  | to walk in the woods |
| 2. hike | part of a fish       |
| 3. pipe | to tear              |
| 4. mix  | a metal tube         |
| 5. fin  | to stir              |

**Sentences to Complete****Write a spelling word to complete each sentence.**

6. I \_\_\_\_\_ the puzzle all by myself.
7. Can I \_\_\_\_\_ some flowers for you?
8. I know that ten comes after \_\_\_\_\_.
9. I painted one \_\_\_\_\_ of the box.
10. I could read when I was \_\_\_\_\_ years old.

Name \_\_\_\_\_

**There are six spelling mistakes in the list below.****Circle the misspelled words. Write the words correctly on the lines below.****Things I Can Do**

1. I can hik up a big hill.
2. I can mixx red and yellow paint.
3. I can spell the word nien.
4. I can clean up my sied of the room.
5. I can pik up my little sister.
6. I can count down from fiv.



1. \_\_\_\_\_      2. \_\_\_\_\_      3. \_\_\_\_\_  
 4. \_\_\_\_\_      5. \_\_\_\_\_      6. \_\_\_\_\_

**Writing****Make a list of things you can do all by yourself. Use four words from the spelling list.**


---



---



---



---



Name \_\_\_\_\_

**Using the Word Study Steps**

1. LOOK at the word.
2. SAY the word aloud.
3. STUDY the letters in the word.
4. WRITE the word.
5. CHECK the word.

Did you spell the word right?

If not, go back to step 1.

**Spelling Words**

dog	hope
fox	rope
lock	pot
rose	box
poke	cone

**Puzzle****Solve the puzzle. Circle the five hidden spelling words.**

w	y	q	f	o	x	p
k	c	o	n	e	s	r
p	o	t	x	h	m	z
r	w	l	r	o	p	e
d	a	c	j	d	o	g



Name \_\_\_\_\_

dog	lock	poke	rope	box
fox	rose	hope	pot	cone

## Word Sort

Look at the spelling words in the box. Write the spelling words that have the short *o* sound.

1. \_\_\_\_\_ 2. \_\_\_\_\_ 3. \_\_\_\_\_  
4. \_\_\_\_\_ 5. \_\_\_\_\_

Write the spelling words that have the long *o* sound.

6. \_\_\_\_\_ 7. \_\_\_\_\_ 8. \_\_\_\_\_  
9. \_\_\_\_\_ 10. \_\_\_\_\_

## Misfit Letter

An extra letter has been added to each spelling word below. Draw a line through the letter that does not belong. Write the word correctly on the line.

- |                 |                 |
|-----------------|-----------------|
| 11. boxx _____  | 12. roepe _____ |
| 13. doag _____  | 14. coine _____ |
| 15. hopie _____ | 16. pooke _____ |
| 17. faox _____  | 18. locke _____ |
| 19. pout _____  | 20. roase _____ |

Name \_\_\_\_\_

dog	lock	poke	rope	box
fox	rose	hope	pot	cone

**Make a Connection****Write a spelling word to complete each pair of sentences.**

- |   |   |
|---|---|
| 1. A cat purrs.<br>A _____ barks.                               | 2. The skunk smelled bad.<br>The _____<br>smelled nice.         |
| 3. We made eggs in the pan.<br>We made soup in the<br>_____.    | 4. The bear was black.<br>The _____ was<br>red.                 |
| 5. The bag was made of paper.<br>The _____ was<br>made of wood. | 6. The string was easy to cut.<br>The _____ was<br>hard to cut. |

**Sentences to Complete****Write a spelling word to complete each sentence.**

7. Put the key in the \_\_\_\_\_.
8. Mom put ice cream in the \_\_\_\_\_.
9. I \_\_\_\_\_ you can come to my party.
10. Do not \_\_\_\_\_ me with the stick.



Name \_\_\_\_\_

**There are five spelling mistakes in the paragraph below. Circle the misspelled words. Write the words correctly on the lines below.**

There is a new girl in my class. I hoape we can be friends. I will show her where to put her lunch boxe. I will tell her about my doig. I can teach her how to play jump roepe at recess. Then we can have an ice cream coyne after school.

1. \_\_\_\_\_      2. \_\_\_\_\_      3. \_\_\_\_\_  
 4. \_\_\_\_\_      5. \_\_\_\_\_

## Writing

**Write about how you would become friends with a new boy or girl who came to your school. Use five words from the spelling list.**




---



---



---



---



---

Name \_\_\_\_\_

**Using the Word Study Steps**

1. LOOK at the word.
2. SAY the word aloud.
3. STUDY the letters in the word.
4. WRITE the word.
5. CHECK the word.  
Did you spell the word right?  
If not, go back to step 1.

**Spelling Words**

sun	bud
duck	bump
cup	cube
dude	fume
rule	rude

**Circle the Word****Circle the words with the long *u* sound.**

duck	bump	cup	cube	rude
sun	fume	dude	rule	bud



Name \_\_\_\_\_

bud

rude

fume

sun

cup

dude

rule

duck

bump

cube

**Word Sort**

Look at the spelling words in the box. Write each spelling word in the correct column.

**Short *u* Words**

1. \_\_\_\_\_

2. \_\_\_\_\_

3. \_\_\_\_\_

4. \_\_\_\_\_

5. \_\_\_\_\_

**Long *u* Words**

6. \_\_\_\_\_

7. \_\_\_\_\_

8. \_\_\_\_\_

9. \_\_\_\_\_

10. \_\_\_\_\_

**Rhyme Time**

Write the spelling word that rhymes with each of these words.

11. bun \_\_\_\_\_

12. lump \_\_\_\_\_

13. mud \_\_\_\_\_

14. luck \_\_\_\_\_

15. pup \_\_\_\_\_

Name \_\_\_\_\_

has	sat	wag	had	bad
fix	six	him	will	if

## Match-Ups


Draw a line from each spelling word to its meaning.

- |         |                          |
|---------|--------------------------|
| 1. fume | something you drink from |
| 2. cup  | a smell                  |
| 3. duck | a shape with six sides   |
| 4. cube | to hit                   |
| 5. bump | a bird that swims        |

## Sentences to Complete

Write a spelling word on each line to complete the sentence.

6. It is hot sitting in the \_\_\_\_\_.
7. It is not nice to be \_\_\_\_\_.
8. There is a pink \_\_\_\_\_ on the plant.
9. Please follow the class \_\_\_\_\_.
10. Gus is a cool \_\_\_\_\_.

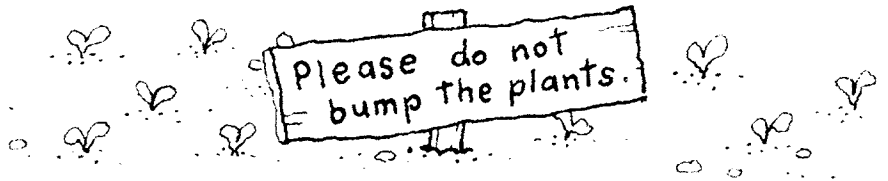


Name \_\_\_\_\_

**There are five spelling mistakes in the paragraph below. Circle the misspelled words. Write the words correctly on the lines below.**

Dad and I planted seeds today. We put them where they would get lots of *suen*. I gave each seed a *cuip* of water. I made a sign with a *ruel*. The sign said: *Please do not bummp the plants*. I can't wait until we see the first *bude*.

1. \_\_\_\_\_      2. \_\_\_\_\_      3. \_\_\_\_\_  
 4. \_\_\_\_\_      5. \_\_\_\_\_



## Writing

**Write about planting or taking care of seeds. Use five spelling words from your list.**

---



---



---



---



---



---



Name \_\_\_\_\_

**Using the Word Study Steps**

1. LOOK at the word.
2. SAY the word aloud.
3. STUDY the letters in the word.
4. WRITE the word.
5. CHECK the word.  
Did you spell the word right?  
If not, go back to step 1.

**Spelling Words**

slide	task
slips	still
dress	must
drop	crisp
skin	spell

**Word Builder**

**Be a word builder. Write the missing consonant to finish each spelling word.**

- |                |                |
|----------------|----------------|
| 1. s _____ ips | 2. d _____ ess |
| 3. s _____ ell | 4. mus _____   |
| 5. d _____ op  | 6. s _____ in  |
| 7. tas _____   | 8. s _____ ide |
| 9. s _____ ill | 10. cris _____ |



Name \_\_\_\_\_

drop	skin	task	spell	crisp
slide	must	still	dress	slips

## Word Sort

Find the spelling words that begin or end with each of the sounds below. Write the words in the correct box.

*sl*

*dr*

*dr*

- |          |          |          |
|----------|----------|----------|
| 1. _____ | 3. _____ | 5. _____ |
| 2. _____ | 4. _____ | 6. _____ |

*st*

*sp*

- |          |           |
|----------|-----------|
| 7. _____ | 9. _____  |
| 8. _____ | 10. _____ |

## Pattern Smart

Write the spelling words that have the same pattern as *drum*.

11. \_\_\_\_\_ 12. \_\_\_\_\_

Write the spelling words that have the same pattern as *slap*.

13. \_\_\_\_\_ 14. \_\_\_\_\_

15. Where do these letters appear? Circle the answer.

at the beginning

at the end

Name \_\_\_\_\_

dress	task	drop	skin	still
slips	must	crisp	spell	slide

## Not the Same


On the line beside each word, write the spelling word that means the opposite.

1. pick up \_\_\_\_\_
2. soggy \_\_\_\_\_
3. undress \_\_\_\_\_
4. moving \_\_\_\_\_

## Sentences to Complete

Write a spelling word on each line to complete the sentence.

6. Can I go down the \_\_\_\_\_?
7. I can \_\_\_\_\_ a lot of words.
8. My \_\_\_\_\_ is red from the sun.
9. Dad and Mom \_\_\_\_\_ pay their bills.
10. The \_\_\_\_\_ was to wash the windows.



Name \_\_\_\_\_


**There are five spelling mistakes in the diary entry below. Circle the misspelled words. Write the words correctly on the lines below.**

**May 10** Today I found a stray kitten. I knew I musk take care of her. I took her inside. I think she was so scared that she sat stille. I gave her a dropp of milk. She liked it! She started to lick her fur. Her scin was red. I will need to take her to the vet. Finding who owns her will not be a easy tassk. But I know I will!

1. \_\_\_\_\_      2. \_\_\_\_\_      3. \_\_\_\_\_  
4. \_\_\_\_\_      5. \_\_\_\_\_

## Writing

**Write about how you would help rescue an animal. Use five spelling words from the list.**




---



---



---



---



---



---

Name \_\_\_\_\_

**Using the Word Study Steps**

1. LOOK at the word.
2. SAY the word aloud.
3. STUDY the letters in the word.
4. WRITE the word.
5. CHECK the word.

Did you spell the word right?

If not, go back to step 1.

**Spelling Words**

main	jay
wait	pay
sail	stay
tail	hay
train	may

**Find and Circle****Where are the spelling words?**

p m a i n t o h a y i g  
 t a s a i l e k o j a y  
 a y z u p a y w a i t r  
 i f n t r a i n h v a s  
 l m d a j k s t a y i p



Name \_\_\_\_\_

jay	may	wait	sail	train
hay	main	tail	pay	stay

**Write the Words**

Write the spelling words that have the long *a* sound spelled *ai*.

1. \_\_\_\_\_ 2. \_\_\_\_\_ 3. \_\_\_\_\_  
4. \_\_\_\_\_ 5. \_\_\_\_\_

Write the spelling words that have the long *a* sound spelled *ay*.

6. \_\_\_\_\_ 7. \_\_\_\_\_ 8. \_\_\_\_\_  
9. \_\_\_\_\_ 10. \_\_\_\_\_

**New Words**

Make a new word from the spelling list by changing the first letter.

11. way – w + j = \_\_\_\_\_
12. mail – m + t = \_\_\_\_\_
13. day – d + h = \_\_\_\_\_
14. gain – g + m = \_\_\_\_\_
15. brain – b + t = \_\_\_\_\_

Name \_\_\_\_\_

tail	stay	pay	main	wait
may	sail	hay	jay	train

**Sentences to Complete**

**Write the spelling word on each line to complete the sentence.**

1. I have to \_\_\_\_\_ a quarter for the milk.
2. My dog wags his \_\_\_\_\_ when he is happy.
3. Do you know how to \_\_\_\_\_ a boat?
4. Will you \_\_\_\_\_ for me to get there?
5. I \_\_\_\_\_ not go to the game today.
6. What time does the \_\_\_\_\_ come?
7. Grandma will \_\_\_\_\_ at our house.
8. Is that a blue \_\_\_\_\_ in the tree?
9. There were lots of shops on the \_\_\_\_\_ street.
10. There is plenty of \_\_\_\_\_ in the barn.



Name \_\_\_\_\_

**There are five spelling mistakes in the paragraph below. Circle the misspelled words. Write the words correctly on the lines below.**

Today my mom fell and hurt her arm. My dad thought she mae need a cast. We all went to the hospital. We needed to see the mayn doctor. We had to waet our turn. Then my mom got an x-ray. She did need a cast. The doctor told her to staiy still. My dad left to paye the bill. At last, we all went home and signed Mom's new cast.

1. \_\_\_\_\_      2. \_\_\_\_\_      3. \_\_\_\_\_  
4. \_\_\_\_\_      5. \_\_\_\_\_

### Writing

**Write about how you would help someone who got hurt or who was sick. Use five spelling words from your list.**

---



---



---



---



---



---



Name \_\_\_\_\_

**Using the Word Study Steps**

1. LOOK at the word.
2. SAY the word aloud.
3. STUDY the letters in the word.
4. WRITE the word.
5. CHECK the word.  
Did you spell the word right?  
If not, go back to step 1.

**Spelling Words**

light	high
sight	wild
mind	dry
cry	try
tie	lie

**X the Words****Put an X on the words with the long *i* sound.**

dry	dip	pick	lie	rip
sit	sight	mit	try	mind
wild	tip	high	clip	tie
hill	cry	light	tilt	will



Name \_\_\_\_\_

light	lie	try	high	tie
wild	mind	sight	cry	dry

## Write the Words

Write the spelling words that have the long *i* sound spelled *i*.

1. \_\_\_\_\_ 2. \_\_\_\_\_

Write the spelling words that have the long *i* sound spelled *ie*.

3. \_\_\_\_\_ 4. \_\_\_\_\_

Write the spelling words that have the long *i* sound spelled *y*.

5. \_\_\_\_\_ 6. \_\_\_\_\_ 7. \_\_\_\_\_

Write the spelling words that have the long *i* sound spelled *igh*.

8. \_\_\_\_\_ 9. \_\_\_\_\_ 10. \_\_\_\_\_

## Misfit Letter

An extra letter has been added to each spelling word below. Draw a line through the letter that does not belong. Write the word correctly on the line.

11. highe \_\_\_\_\_ 12. miend \_\_\_\_\_

13. crye \_\_\_\_\_ 14. tye \_\_\_\_\_

15. wiled \_\_\_\_\_


Name \_\_\_\_\_

light	lie	try	high	tie
wild	mind	sight	cry	dry

## Word Meaning

Find the opposite. Draw lines to connect the spelling words to words that mean the opposite.

- |          |       |
|----------|-------|
| 1. dry   | low   |
| 2. high  | wet   |
| 3. wild  | heavy |
| 4. light | tame  |



## Sentences to Complete

Write a spelling word on each line to complete the sentence.


5. Can you \_\_\_\_\_ your shoes?
6. I will \_\_\_\_\_ to help you fix the car.
7. You look sad when you \_\_\_\_\_.
8. Your \_\_\_\_\_ is what helps you see.
9. Do you \_\_\_\_\_ if I sit next to you?
10. You should never tell a \_\_\_\_\_.

Name \_\_\_\_\_

**There are five spelling mistakes in the report below. Circle the misspelled words. Write the words correctly on the lines below.**

Our class took a trip to the zoo. We saw tame animals and wild animals. There was a baby kangaroo. He could jump high. We did not mind getting splashed by the baby seal pups. We sat in the sun to get dry. We liked the newborn lion cubs the best. The zoo keeper told us not to try to feed them. Their mother might get mad!

1. \_\_\_\_\_ 2. \_\_\_\_\_ 3. \_\_\_\_\_  
4. \_\_\_\_\_ 5. \_\_\_\_\_



## Writing

**Write a report about baby or adult animals. Use five words from the spelling list.**

---



---



---



---



---

Name \_\_\_\_\_

## Using the Word Study Steps

1. LOOK at the word.
2. SAY the word aloud.
3. STUDY the letters in the word.
4. WRITE the word.
5. CHECK the word.  
Did you spell the word right?  
If not, go back to step 1.

### Spelling Words

grow	toast
mow	soap
crow	foam
toe	told
goes	most

## Crossword Puzzle


Write the spelling word that best matches each clue. Put the spelling words in the boxes that start with the same number.

### ACROSS

2. past tense of *tell*
3. almost all
7. to get bigger
8. what you wash with

### DOWN

1. moves
3. to cut grass
4. to heat bread
5. a bird
6. soap bubbles



Name \_\_\_\_\_

most	mow	goes	toast	foam
grow	told	crow	toe	soap

**Write the Words****Write the spelling words that have the long o sound spelled o.**

1. \_\_\_\_\_ 2. \_\_\_\_\_

**Write the spelling words that have the long o sound spelled oa.**

3. \_\_\_\_\_ 4. \_\_\_\_\_ 5. \_\_\_\_\_

**Write the spelling words that have the long o sound spelled ow.**

6. \_\_\_\_\_ 7. \_\_\_\_\_ 8. \_\_\_\_\_

**Write the spelling words that have the long o sound spelled oe.**

9. \_\_\_\_\_ 10. \_\_\_\_\_

**Rhyme Time****Write the spelling word that rhymes with each of these words.**

11. cold \_\_\_\_\_

12. hoes \_\_\_\_\_

13. rope \_\_\_\_\_

14. doe \_\_\_\_\_

15. roast \_\_\_\_\_

Name \_\_\_\_\_

toast	soap	mow	goes	crow
grow	toe	told	most	foam

**Sentences to Complete****Write a spelling word on each line to complete the sentence.**

1. I \_\_\_\_\_ my friend to wait for me after class.
2. What color are \_\_\_\_\_ trees?
3. Dad will \_\_\_\_\_ the grass today.
4. Mom made eggs and \_\_\_\_\_.
5. There is a bar of \_\_\_\_\_ on the sink.
6. A \_\_\_\_\_ is a black bird.
7. Did you \_\_\_\_\_ an inch taller?
8. I stubbed my \_\_\_\_\_ on the step.
9. Joe \_\_\_\_\_ to work at nine.
10. The soap made bubbles and \_\_\_\_\_.



Name \_\_\_\_\_


**There are five spelling mistakes in the paragraph below. Circle the misspelled words. Write the words correctly on the lines below.**

When I groe up I want to play baseball like my brother. He gois to practice every day. He tolde me that he works hard to be a good player. He has never missed a game. Once he even played with a broken tow. What he loves moast about baseball is that it helps keep him in shape.

1. \_\_\_\_\_      2. \_\_\_\_\_      3. \_\_\_\_\_  
4. \_\_\_\_\_      5. \_\_\_\_\_

## Writing

**What sport or activity keeps you in good shape? Write about it. Use five spelling words from your list.**




---



---



---



---



---



Name \_\_\_\_\_

**Using the Word Study Steps**

1. LOOK at the word.
2. SAY the word aloud.
3. STUDY the letters in the word.
4. WRITE the word.
5. CHECK the word.

Did you spell the word right?

If not, go back to step 1.

**Spelling Words**

eat	leaf
mean	queen
need	seek
baby	pony
he	we

**Puzzle****Solve the puzzle. Circle the ten hidden spelling words.**

o	e	a	t	y	h	e
p	m	q	u	e	e	n
e	b	a	b	y	w	e
m	e	a	n	b	h	s
e	a	c	p	o	n	y
s	z	l	e	a	f	u
n	e	e	d	h	s	b
a	y	k	s	e	e	k



Name \_\_\_\_\_

need	baby	we	queen	eat
leaf	he	mean	seek	pony

## Word Sort

Fill in the blanks below with spelling words that match each spelling pattern.

*e*

*ee*

*ea*

*y*

- |          |          |          |           |
|----------|----------|----------|-----------|
| 1. _____ | 3. _____ | 6. _____ | 9. _____  |
| 2. _____ | 4. _____ | 7. _____ | 10. _____ |
|          | 5. _____ | 8. _____ |           |

## New Words

Make a new word from the spelling list by changing the first letter.

11. seed – s + n \_\_\_\_\_
12. be – b + w \_\_\_\_\_
13. lean – l + m \_\_\_\_\_
14. me – m + h \_\_\_\_\_
15. peek – p + s \_\_\_\_\_

Name \_\_\_\_\_

pony	he	seek	mean	need
leaf	eat	baby	we	queen

## Match-Ups


Draw a line from each spelling word to its meaning.

- |         |                    |
|---------|--------------------|
| 1. pony | a small horse      |
| 2. baby | to take in food    |
| 3. leaf | not nice           |
| 4. seek | a very young child |
| 5. mean | part of a plant    |
| 6. eat  | to try to find     |

## Sentences to Complete

Write a spelling word on each line to complete the sentence.

7. Can \_\_\_\_\_ all go to the play with you?
8. The king and \_\_\_\_\_ wore crowns.
9. How will \_\_\_\_\_ find his way home?
10. I \_\_\_\_\_ to get some sleep.



Name \_\_\_\_\_


**There are six spelling mistakes in the paragraph below. Circle the misspelled words. Write the words correctly on the lines below.**

My grandpa likes to tell stories. He tells me about things I did when I was a little babie. He remembers when wey went to the park together. He says that when I was a baby, I did not eet very much. Now I nead a lot of food to fill me up! Hee tells me about the first time I rode on a ponie. I did not want to get off. I hope my grandpa keeps telling me stories.

1. \_\_\_\_\_      2. \_\_\_\_\_      3. \_\_\_\_\_  
 4. \_\_\_\_\_      5. \_\_\_\_\_      6. \_\_\_\_\_

## Writing

**Write a family story. Use four words from the spelling list. Share and compare your story with a classmate's story.**




---



---



---



---

Name \_\_\_\_\_

**Using the Word Study Steps**

1. LOOK at the word.
2. SAY the word aloud.
3. STUDY the letters in the word.
4. WRITE the word.
5. CHECK the word.

Did you spell the word right?

If not, go back to step 1.

**Spelling Words**

mule	June
bugle	music
fuse	duke
use	tune
flute	dune

**X the Words****Put an X on the words with the long *u* sound.**

hut	fuse	bun	bugle	button
tune	rug	dune	use	us
bug	music	luck	duke	mule
flute	much	cup	June	sun



Name \_\_\_\_\_

flute	tune	dune	use	June
mule	duke	bugle	music	fuse

## Word Sort

Look at the spelling words in the box. Write the spelling words that have the long *u* sound spelled *u*.

1. \_\_\_\_\_ 2. \_\_\_\_\_

Write the spelling words that have the long *u* sound spelled *u\_e*.

3. \_\_\_\_\_ 4. \_\_\_\_\_ 5. \_\_\_\_\_  
 6. \_\_\_\_\_ 7. \_\_\_\_\_ 8. \_\_\_\_\_  
 9. \_\_\_\_\_ 10. \_\_\_\_\_

## Puzzle

Solve the puzzle. Circle the five hidden spelling words.

e	u	m	u	l	e	z
i	f	l	u	t	e	s
u	s	e	f	n	k	g
e	c	n	t	u	n	e
y	d	u	n	e	l	m

Name \_\_\_\_\_

flute	tune	dune	use	June
mule	duke	bugle	music	fuse

**Match-Ups****Draw a line from each spelling word to its meaning.**

- |          |                         |
|----------|-------------------------|
| 1. June  | a sand hill             |
| 2. flute | the month before July   |
| 3. dune  | a nobleman              |
| 4. mule  | an animal like a donkey |
| 5. duke  | a wind instrument       |

**Sentences to Complete****Write a spelling word on each line to complete the sentence.**

6. I like \_\_\_\_\_ class because I get to play the drums.
7. A \_\_\_\_\_ blew so all the lights went out.
8. A \_\_\_\_\_ is like a trumpet.
9. Can I \_\_\_\_\_ your pen to write a note?
10. Dad hums a \_\_\_\_\_ when he rocks the baby.

Name \_\_\_\_\_

**There are five spelling mistakes in the list of rules below. Circle the misspelled words. Write the words correctly on the lines below.**

### Rules for Music Class

1. Do not uise instruments without asking the teacher.
2. Tuune your instrument before class begins.
3. Make sure no one will trip on your buggle.
4. Keep your fluit in the case unless you are playing it.
5. Put all of the musec books in a neat stack before you leave.

1. \_\_\_\_\_      2. \_\_\_\_\_      3. \_\_\_\_\_  
 4. \_\_\_\_\_      5. \_\_\_\_\_

### Writing

**Write about other school rules that are important to follow. Use five spelling words from your list.**




---



---



---



---



---



Name \_\_\_\_\_

## Using the Word Study Steps

1. LOOK at the word.
2. SAY the word aloud.
3. STUDY the letters in the word.
4. WRITE the word.
5. CHECK the word.

Did you spell the word right?

If not, go back to step 1.

### Spelling Words

chest	chill
chase	shape
sheep	thing
think	white
while	wheat

## Find and Circle

### Where are the spelling words?

h c h e s t a w t h i n k  
 c h a s e p s h a p e h s  
 t i c z t s h e e p k m z  
 h l w h i t e a w h i l e  
 x l s h u p y t h i n g e



Name \_\_\_\_\_

chase	wheat	think	chest	shape
sheep	white	chill	thing	while

## Word Sort

Look at the spelling words in the box. Write the spelling words that follow the patterns below.

words with *th*

1. \_\_\_\_\_

2. \_\_\_\_\_

words with *sh*

3. \_\_\_\_\_

4. \_\_\_\_\_

words with *wh*

5. \_\_\_\_\_

6. \_\_\_\_\_

7. \_\_\_\_\_

words with *ch*

8. \_\_\_\_\_

9. \_\_\_\_\_

10. \_\_\_\_\_

## Sound the Same

Write the spelling words that have the same pattern as *ship*.

11. \_\_\_\_\_

12. \_\_\_\_\_

Write the spelling words that have the same pattern as *cheap*.

13. \_\_\_\_\_

14. \_\_\_\_\_

15. \_\_\_\_\_

16. Circle the letters that spell the pattern in each word you wrote.  
Where do these letters appear? Circle the answer.

at the beginning

in the middle

at the end

Name \_\_\_\_\_

thing	sheep	chill	shape	wheat
chest	while	chase	white	think

## Opposites


Draw a line to connect the words that mean the opposite.

- |          |         |
|----------|---------|
| 1. chill | black   |
| 2. white | warm up |
| 3. chase | let go  |

## Sentences to Complete

Write a spelling word on each line to complete the sentence.

4. A circle is a round \_\_\_\_\_.
5. Wool comes from \_\_\_\_\_.
6. I \_\_\_\_\_ we should go home now.
7. Mom reads the map \_\_\_\_\_ Dad drives.
8. Is there \_\_\_\_\_ in the bread?
9. The toy \_\_\_\_\_ was filled with blocks.
10. What \_\_\_\_\_ is big, red, and shiny?



Name \_\_\_\_\_

**There are six spelling mistakes in the paragraph. Circle the misspelled words. Write the words correctly on the lines below.**

Julie and I were digging in the dirt. Julie found a whiet rock. The shaip of the rock was round. She looked closely at the rock whyle I kept on digging. Julie said, "I think this might be a fossil. I see a thinng that looks like a bone." Then a chille ran up my spine. Could this be the fossil of a dinosaur?

1. \_\_\_\_\_ 2. \_\_\_\_\_ 3. \_\_\_\_\_  
4. \_\_\_\_\_ 5. \_\_\_\_\_ 6. \_\_\_\_\_



## Writing

**Write about what it would be like to find the fossil of an animal that lived millions of years ago. Use four spelling words from your list.**

---



---



---



---

Name \_\_\_\_\_

## Using the Word Study Steps

1. LOOK at the word.
2. SAY the word aloud.
3. STUDY the letters in the word.
4. WRITE the word.
5. CHECK the word.

Did you spell the word right?

If not, go back to step 1.

### Spelling Words

each	which
teaching	path
teeth	fishing
wishbone	watch
matching	dish

## X the Word

Look at the end part of the spelling words in each row.

Put an X on the word that does not belong.

- |             |          |          |
|-------------|----------|----------|
| 1. watch    | matching | fishing  |
| 2. each     | dish     | which    |
| 3. fishing  | wishbone | matching |
| 4. path     | teeth    | each     |
| 5. teaching | matching | watch    |



Name \_\_\_\_\_

which    teaching    each    dish    matching  
path    wishbone    teeth    fishing    watch

**Pattern Power****Write the spelling words for each of these patterns.***th*

1. \_\_\_\_\_

2. \_\_\_\_\_

*sh*

3. \_\_\_\_\_

4. \_\_\_\_\_

5. \_\_\_\_\_

*ch*

6. \_\_\_\_\_

7. \_\_\_\_\_

8. \_\_\_\_\_

*tch*

9. \_\_\_\_\_

10. \_\_\_\_\_

**Rhyme Time****Write the spelling word that rhymes with each of these words.**

11. peach \_\_\_\_\_

12. bath \_\_\_\_\_

13. fish \_\_\_\_\_

14. rich \_\_\_\_\_

15. reaching \_\_\_\_\_

Name \_\_\_\_\_

teeth	watch	dish	matching	each
which	teaching	path	wishbone	fishing

## Sentences to Complete

Write a spelling word on each line to complete the sentence.

1. Trish put her sandwich on a \_\_\_\_\_.
2. Hold the \_\_\_\_\_ and make a wish.
3. Brush your \_\_\_\_\_ three times a day.
4. We rode our bikes on the dirt \_\_\_\_\_.
5. I don't know \_\_\_\_\_ street to take.
6. What time does your \_\_\_\_\_ say?
7. Mitch got \_\_\_\_\_ one of us a gift.

## Word Building

Add *-ing* to each word. Write the spelling word.

8. teach + ing = \_\_\_\_\_
9. fish + ing = \_\_\_\_\_
10. match + ing = \_\_\_\_\_



Name \_\_\_\_\_

**There are six spelling mistakes in the invitation below. Circle the misspelled words. Write the words correctly on the lines below.**

Dear Parents,

Please come to our class play. Mrs. Jones is teasing us some new songs. Eatch one of us will have a special part. We are going to wear matshing costumes and hats. We hope you will come and wach us!

The play is in the gym. Follow the red pacth to find your seat. The shows are Friday, Saturday, and Sunday. Whitch show will you come to see?

1. \_\_\_\_\_ 2. \_\_\_\_\_ 3. \_\_\_\_\_  
4. \_\_\_\_\_ 5. \_\_\_\_\_ 6. \_\_\_\_\_

## Writing

**Invite someone to come watch you sing, dance, or perform something special. Use four spelling words from your list.**




---



---



---



Name \_\_\_\_\_

**Using the Word Study Steps**

1. LOOK at the word.
2. SAY the word aloud.
3. STUDY the letters in the word.
4. WRITE the word.
5. CHECK the word.  
Did you spell the word right?  
If not, go back to step 1.

**Spelling Words**

screen	strict
scream	sprain
scrape	spring
stripe	spruce
struck	strap

**Find and Circle****Where are the spelling words?**

s c r a p e f s r j l s t r a p  
 p t l b q r k c g s p r i n g c  
 r v r f x s t r u c k t d g y z  
 u m y i b j y e h k s p r a i n  
 c s w q c n b a s c r e e n p r  
 e p d z m t d m z x n d f c k q  
 x s t r i p e f q w b c h s z p



Name \_\_\_\_\_

strap      spruce      strict      struck      scream  
scrape      spring      sprain      stripe      screen

## Word Sort

Find the spelling words that begin with each of the letters below. Write the words on the lines.

*scr*

*str*

*spr*

- |          |          |           |
|----------|----------|-----------|
| 1. _____ | 4. _____ | 8. _____  |
| 2. _____ | 5. _____ | 9. _____  |
| 3. _____ | 6. _____ | 10. _____ |
|          | 7. _____ |           |

## Missing Letter

A letter is missing from each spelling word below. Write the missing letter in the box. Then write the spelling word correctly on the line.

11. spain  \_\_\_\_\_
12. sream  \_\_\_\_\_
13. sRICT  \_\_\_\_\_
14. spuCE  \_\_\_\_\_
15. sRIPE  \_\_\_\_\_

Name \_\_\_\_\_

spring	strap	spruce	strict	screen
scream	scrape	stripe	struck	sprain

## Match-Ups

Draw a line from each spelling word to its meaning.

- |           |                         |
|-----------|-------------------------|
| 1. scrape | to yell                 |
| 2. scream | the season after winter |
| 3. sprain | a kind of tree          |
| 4. spruce | a leather or cloth band |
| 5. strap  | to rub                  |
| 6. spring | to twist a muscle       |

## Sentences to Complete

Write a spelling word on each line to complete the sentence.

7. The \_\_\_\_\_ on the window keeps the bugs out.
8. Dan had a red \_\_\_\_\_ on his soccer uniform.
9. Last time I was up to bat I \_\_\_\_\_ out.
10. Our principal is very \_\_\_\_\_ about school rules.



Name \_\_\_\_\_

**There are six spelling mistakes in the story below. Circle the misspelled words. Write the words correctly on the lines below.**


Kate grew up on a dairy farm. Her parents were very scricr. Everyone had to get up at 5:00 in the morning to help with chores. Kate would help milk the cows. Her favorite cow had a black strippe on its front leg.

One sping day it was raining very hard. When Kate went to help feed the animals, she slipped in the mud. She fell and hurt her ankle. The doctor said it was just a scrain and that it would heal quickly. Kate had to stay off of her feet. It struc her then how much she missed being around the animals. When Kate's ankle was better she went horseback riding. She let out a loud skream because she was so happy.

1. \_\_\_\_\_ 2. \_\_\_\_\_ 3. \_\_\_\_\_  
4. \_\_\_\_\_ 5. \_\_\_\_\_ 6. \_\_\_\_\_

## Writing

**Write about how you could help out on a farm. Use four spelling words in your list.**




---



---



---

Name \_\_\_\_\_

## Using the Word Study Steps

1. LOOK at the word.
2. SAY the word aloud.
3. STUDY the letters in the word.
4. WRITE the word.
5. CHECK the word.  
Did you spell the word right?  
If not, go back to step 1.

Spelling Words	
part	sort
start	storm
park	short
farm	for
dark	horse

## Find and Circle

Solve the puzzle. Circle the ten hidden spelling words.

h o r s e s t a r t  
 p t a h f a r m u d  
 a k s o r t n o s a  
 r p a r t w c f o r  
 k i z t s t o r m k



Name \_\_\_\_\_

horse	for	part	start	short
farm	park	sort	dark	storm

## Word Sort

Look at the spelling words in the box. Match each word to a spelling pattern.

*ar*

*or*

- |          |           |
|----------|-----------|
| 1. _____ | 6. _____  |
| 2. _____ | 7. _____  |
| 3. _____ | 8. _____  |
| 4. _____ | 9. _____  |
| 5. _____ | 10. _____ |

## Circle the Word

Circle the words with *or*.

short	dark	farm	part	for
start	sort	horse	storm	park

Name \_\_\_\_\_

dark	farm	storm	for	part
horse	short	start	park	sort

## Opposites


Write the spelling word that means the opposite of each word below.

1. stop \_\_\_\_\_
2. light \_\_\_\_\_
3. long \_\_\_\_\_

## Sentences to Complete

Write a spelling word on the line to complete the sentence.

4. Sam has the biggest \_\_\_\_\_ in the play.
5. Cows and pigs live on a \_\_\_\_\_.
6. I have a gift \_\_\_\_\_ my best friend.
7. Do you know how to ride a \_\_\_\_\_?
8. Sue has to \_\_\_\_\_ the socks by color.
9. We heard thunder during the \_\_\_\_\_.
10. There are swings and a slide at the \_\_\_\_\_.



Name \_\_\_\_\_

**There are six spelling mistakes in the paragraph below. Circle the misspelled words. Write the words correctly on the lines below.**

My dog can run in the perk. During a starm, my dog hides under the couch. After dirk, my dog sleeps in bed with me. A herse is too big to sleep in a bed. It lives in a stable on a faerm. A horse likes to run fer miles. It eats a lot of food. I think a dog is easier to take care of than a horse.

1. \_\_\_\_\_ 2. \_\_\_\_\_ 3. \_\_\_\_\_  
4. \_\_\_\_\_ 5. \_\_\_\_\_ 6. \_\_\_\_\_

## Writing

**Write about the needs of two different animals. Use four words from your spelling list.**



---

---

---

---

---

---



Name \_\_\_\_\_

## Using the Word Study Steps

1. LOOK at the word.
2. SAY the word aloud.
3. STUDY the letters in the word.
4. WRITE the word.
5. CHECK the word.  
Did you spell the word right?  
If not, go back to step 1.

Spelling Words	
clerk	term
herd	skirt
sir	stir
churn	burst
hurt	turn

## Word Builder

Be a word builder. Write the missing vowel to finish each spelling word.

- |                |                  |
|----------------|------------------|
| 1. cl ____ r k | 2. t ____ r n    |
| 3. h ____ r t  | 4. s ____ r      |
| 5. t ____ r m  | 6. h ____ r d    |
| 7. ch ____ r n | 8. b ____ r s t  |
| 9. s t ____ r  | 10. s k ____ r t |



Name \_\_\_\_\_

term	hurt	sir	herd	stir
skirt	clerk	churn	burst	turn

## Word Sort

Look at the spelling words in the box. Match each word with a spelling pattern.

<i>er</i>	1. _____	2. _____	3. _____
<i>ir</i>	4. _____	5. _____	6. _____
<i>ur</i>	7. _____	8. _____	9. _____
	10. _____		

## Misfit Letter

An extra letter has been added to each spelling word below. Draw a line through the letter that does not belong. Write the word correctly on the line.

11. stier \_\_\_\_\_
12. hierd \_\_\_\_\_
13. clierk \_\_\_\_\_
14. huert \_\_\_\_\_
15. cheurn \_\_\_\_\_

Name \_\_\_\_\_

churn	burst	clerk	skirt	term
sir	hurt	turn	stir	herd

## Sentences to Complete

Write a spelling word on each line to complete the sentence.

- The \_\_\_\_\_ in the store waited on us.
- Trish wore a \_\_\_\_\_ and a sweater to the dance.
- The first school \_\_\_\_\_ is over in November.
- You can call the man \_\_\_\_\_ to be polite.
- Please take your \_\_\_\_\_ in the game.

## Word Meaning

Say it another way. Draw a line from each spelling word to the word or words that mean almost the same.



- |           |             |
|-----------|-------------|
| 6. burst  | mix         |
| 7. stir   | pop         |
| 8. herd   | stir milk   |
| 9. hurt   | wounded     |
| 10. churn | large group |

Name \_\_\_\_\_

**There are five spelling mistakes in the paragraph below. Circle the misspelled words. Write the words correctly on the lines below.**

Animals have many different needs. Jason knows this from helping on his father's ranch. It is Jason's tirn to help with the cattle. There is a large hurd. They all need to stay together. Jason also needs to make sure that none of the cattle gets hert. Jason needs to stur a special medicine into the food of one cow that is sick. This is a big job. It takes a berst of energy for Jason to take care of the whole herd.

1. \_\_\_\_\_ 2. \_\_\_\_\_ 3. \_\_\_\_\_  
4. \_\_\_\_\_ 5. \_\_\_\_\_



## Writing

**Write a paragraph about the needs of one of your favorite animals. Use five words from your spelling list.**

---



---



---



---

Name \_\_\_\_\_

## Using the Word Study Steps

1. LOOK at the word.
2. SAY the word aloud.
3. STUDY the letters in the word.
4. WRITE the word.
5. CHECK the word.  
Did you spell the word right?  
If not, go back to step 1.

Spelling Words	
shook	stood
hook	brook
crook	foot
soot	could
should	would

## Find and Circle

### Where are the spelling words?

w o u l d q w s r t y  
 m s h o o k n t b v c  
 w q k s d f g s h j k  
 c o u l d b n t m h w  
 r b r o o k t o q o p  
 o s o o t h j o k o z  
 o x s h o u l d c k b  
 k b n m q w f o o t r



Name \_\_\_\_\_

would      shook      should      hook      could  
soot      brook      foot      crook      stood

## Word Sort

Look at the spelling words in the box. Match the spelling word with the spelling pattern and write the word.

*oot*      1. \_\_\_\_\_      2. \_\_\_\_\_

*ook*      3. \_\_\_\_\_      4. \_\_\_\_\_

5. \_\_\_\_\_      6. \_\_\_\_\_

*ood*      7. \_\_\_\_\_

*ould*      8. \_\_\_\_\_      9. \_\_\_\_\_

10. \_\_\_\_\_

## Pattern Smart

Write the spelling words that have the same pattern as *book*.

11. \_\_\_\_\_      12. \_\_\_\_\_

13. \_\_\_\_\_      14. \_\_\_\_\_

Write the spelling word that has the same pattern as *hood*.

15. \_\_\_\_\_

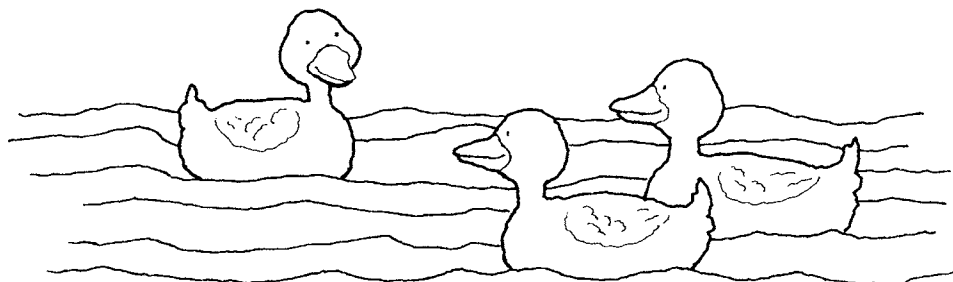
Name \_\_\_\_\_

hook	brook	would	should	shook
stood	crook	foot	could	soot

**Sentences to Complete**

**Write a spelling word on each line to complete the sentence.**

1. The \_\_\_\_\_ stole a watch from the shop.
2. An inch is smaller than a \_\_\_\_\_.
3. Hang your coat up on the \_\_\_\_\_.
4. We saw ducks swimming in the \_\_\_\_\_.
5. I \_\_\_\_\_ up so long my feet hurt.
6. He \_\_\_\_\_ not be able to play in the game.
7. The little boy \_\_\_\_\_ with fear.
8. Mom knew I \_\_\_\_\_ pick her up at the mall.
9. There was \_\_\_\_\_ in the fireplace.
10. You \_\_\_\_\_ know the answer to this question.



Name \_\_\_\_\_

**There are six spelling mistakes in the paragraph below. Circle the misspelled words. Write the words correctly on the lines below.**

Our class stud by the brouk. It was littered with trash. We knew we shood do something. We got some garbage bags and gloves. We started picking up the trash. Jan's fut almost slipped into the brook. We had to be careful. Someone cuold get hurt. But we knew everyone woold be very happy that we took care of the brook.

1. \_\_\_\_\_      2. \_\_\_\_\_      3. \_\_\_\_\_  
4. \_\_\_\_\_      5. \_\_\_\_\_      6. \_\_\_\_\_

## Writing

**Write about cleaning up something to make Earth a better place. Use four spelling words from your list.**



---

---

---

---

---

---



Name \_\_\_\_\_

## Using the Word Study Steps

1. LOOK at the word.
2. SAY the word aloud.
3. STUDY the letters in the word.
4. WRITE the word.
5. CHECK the word.  
Did you spell the word right?  
If not, go back to step 1.

Spelling Words	
root	glue
boot	flew
suit	new
fruit	shoe
clue	canoe

## Find and Circle

Circle the ten hidden spelling words.

b   r   o   o   t   k   n   e   w   q  
 o   p   c   a   n   o   e   l   j   s  
 o   g   l   f   r   u   i   t   o   u  
 t   w   u   s   h   g   l   u   e   i  
 f   l   e   w   g   s   h   o   e   t



Name \_\_\_\_\_

suit	shoe	root	clue	fruit
glue	flew	canoe	new	boot

## Word Sort

Look at the spelling words in the box. Write the spelling words that match each spelling pattern.

*oo*

*ue*

*ui*

1. \_\_\_\_\_ 3. \_\_\_\_\_ 5. \_\_\_\_\_

2. \_\_\_\_\_ 4. \_\_\_\_\_ 6. \_\_\_\_\_

*ew*

*oe*

7. \_\_\_\_\_ 9. \_\_\_\_\_

8. \_\_\_\_\_ 10. \_\_\_\_\_

## Rhyme Around

Write the spelling word that completes each rhyme.

11. Dad has a funny suit.  
The pattern on it is made  
of \_\_\_\_\_.

14. I will give you a clue.  
This sticky stuff smells like  
\_\_\_\_\_.

12. The toy plane flew  
because it was  
brand \_\_\_\_\_.

15. I was digging up the root  
when I got mud on my  
\_\_\_\_\_.

13. We were riding in the canoe  
when I lost my right  
\_\_\_\_\_.

Name \_\_\_\_\_

canoe	boot	fruit	glue	new
root	shoe	clue	suit	flew

## Match-Ups


Draw a line from each spelling word to its meaning.

- |          |                        |
|----------|------------------------|
| 1. root  | to make stick          |
| 2. glue  | part of a plant        |
| 3. clue  | a set of clothes       |
| 4. new   | a small boat           |
| 5. canoe | recently grown or made |
| 6. suit  | a hint                 |

## Sentences to Complete

Write a spelling word on each line to complete the sentence.

7. My cowboy \_\_\_\_\_ goes up to my knee.
8. I ate a piece of \_\_\_\_\_ for lunch.
9. Which \_\_\_\_\_ needs a new lace?
10. Mom \_\_\_\_\_ to Texas to see her brother.



Name \_\_\_\_\_

**There are five spelling mistakes in the paragraph below. Circle the misspelled words. Write the words correctly on the lines below.**

Dave had one buit on when he saw the weather report. A nue cold front was on its way. There was going to be a big winter storm. The big gray clouds were one clew that snow would start falling soon. Dave rushed to the airport. Somehow the pilot floo the plane and landed it before the storm began. Dave saw his friend get off the plane in a sute. Dave gave him a heavy winter coat and gloves for his cold visit to Chicago.

1. \_\_\_\_\_      2. \_\_\_\_\_      3. \_\_\_\_\_  
4. \_\_\_\_\_      5. \_\_\_\_\_

## Writing

**Write about a big storm.**

**Use five words from your spelling list.**



---

---

---

---

---

---

---

---

Name \_\_\_\_\_

## Using the Word Study Steps

1. LOOK at the word.
2. SAY the word aloud.
3. STUDY the letters in the word.
4. WRITE the word.
5. CHECK the word.  
Did you spell the word right?  
If not, go back to step 1.

Spelling Words	
pause	jaw
draw	fawn
launch	hawk
law	raw
fault	crawl

## X the Word

Put an X on the word in each row that has a different vowel sound.

- |          |        |       |
|----------|--------|-------|
| 1. crawl | lamb   | law   |
| 2. wait  | pause  | fault |
| 3. draw  | fawn   | band  |
| 4. raw   | jaw    | jam   |
| 5. lunch | launch | hawk  |



Name \_\_\_\_\_

launch	draw	hawk	fawn	pause
law	crawl	fault	raw	jaw

## Word Sort

Look at the spelling words in the box. Write the spelling words that have the *au* pattern.

1. \_\_\_\_\_ 2. \_\_\_\_\_ 3. \_\_\_\_\_

Write the spelling words that have the *aw* pattern.

4. \_\_\_\_\_ 5. \_\_\_\_\_ 6. \_\_\_\_\_

7. \_\_\_\_\_ 8. \_\_\_\_\_ 9. \_\_\_\_\_

10. \_\_\_\_\_

## Missing Letter

A letter is missing from each spelling word below. Write the missing letter in the box. Then write the spelling word correctly on the line.

11. pase  \_\_\_\_\_

12. hak  \_\_\_\_\_

13. lanch  \_\_\_\_\_

14. cral  \_\_\_\_\_

15. falt  \_\_\_\_\_

Name \_\_\_\_\_


jaw	crawl	fawn	launch	raw
pause	draw	law	fault	hawk

**Make a Connection****Write a spelling word to complete each pair of sentences.**

1. A child can run. A baby can \_\_\_\_\_.
2. A bee is one kind of insect. A \_\_\_\_\_ is one kind of bird.
3. I like to paint. You like to \_\_\_\_\_.
4. A baby cow is called a calf. A baby deer is called a \_\_\_\_\_.
5. Our fingers are part of our hand. Our \_\_\_\_\_ is part of our mouth.
6. You need to cook the meat. But carrots you can eat \_\_\_\_\_.

**Sentences to Complete****Write a spelling word on each line to complete the sentence.**

7. They will \_\_\_\_\_ the rocket at noon.
8. Is it your \_\_\_\_\_ that the vase broke?
9. Wearing your seat belt is a \_\_\_\_\_.
10. Stop or \_\_\_\_\_ after you read the first page.



Name \_\_\_\_\_

**There are five spelling mistakes in the paragraph below. Circle the misspelled words. Write the words correctly on the lines below.**

It is very cold and windy in the Arctic. You're likely to see a baby polar bear living there, but not a little faun. You might also spot a snowy owl, but not a hauk. The Arctic is just too cold for some animals! Animals that have a thick coat of fur can crawl, jump, or play in the snow. You might pawse and watch a reindeer or moose make tracks in the snow.

What other Arctic animals can you think of? Try to draw them!

1. \_\_\_\_\_ 2. \_\_\_\_\_ 3. \_\_\_\_\_  
4. \_\_\_\_\_ 5. \_\_\_\_\_

**Writing**

**Write about one or more animals that can survive in the Arctic. Use five spelling words from your list.**

---



---



---



---



Name \_\_\_\_\_

## Using the Word Study Steps

1. LOOK at the word.
2. SAY the word aloud.
3. STUDY the letters in the word.
4. WRITE the word.
5. CHECK the word.

Did you spell the word right?

If not, go back to step 1.

### Spelling Words

clown	round
growl	loud
howl	cloud
brown	house
crown	sound

## Puzzle

Solve the puzzle. Circle all the hidden spelling words.

h r o u n d s h o w l  
o k v a c r o w n l o  
u b s d w q u m r y u  
s i b r o w n z s e d  
e c l o w n d u y r t  
g r o w l p c l o u d



Name \_\_\_\_\_

clown      round      crown      loud      cloud  
sound      house      brown      growl      howl

## Word Sort

Look at the spelling words in the box. Fill in the blanks below with spelling words that match each spelling pattern.

*ow*

1. \_\_\_\_\_
2. \_\_\_\_\_
3. \_\_\_\_\_
4. \_\_\_\_\_
5. \_\_\_\_\_

*ou*

6. \_\_\_\_\_
7. \_\_\_\_\_
8. \_\_\_\_\_
9. \_\_\_\_\_
10. \_\_\_\_\_

## Rhyme Time

Write the spelling words that rhyme with each of these words.

11. pound

\_\_\_\_\_  
\_\_\_\_\_

12. mouse

\_\_\_\_\_

13. owl

\_\_\_\_\_  
\_\_\_\_\_

Name \_\_\_\_\_

clown	round	crown	loud	cloud
sound	house	brown	growl	howl

## Match-Ups

Draw a line from each spelling word to its meaning.

- |          |                                   |
|----------|-----------------------------------|
| 1. clown | shaped like a ball                |
| 2. brown | a person who makes you laugh      |
| 3. round | a color                           |
| 4. crown | a building to live in             |
| 5. loud  | something worn by a king or queen |
| 6. house | noisy                             |

## Sentences to Complete

Write a spelling word on the line to complete each sentence.

7. Will the dog \_\_\_\_\_ at a stranger?
8. The \_\_\_\_\_ in the sky was fluffy and white.
9. There was a loud \_\_\_\_\_ when the alarm went off.
10. I think I heard a coyote \_\_\_\_\_.




Name \_\_\_\_\_

**There are six spelling mistakes in the report below.  
Circle the misspelled words. Write the words correctly  
on the lines below.**

A desert is a hot, dry place. It may look broun because few green plants can survive there. Some animals can and do live in the desert. You may hear a lowd soond at night. What is it? It might be the houl of a coyote. Or it might be the groowl of a dingo. Dingoes are like dogs. Some dangerous animals live in the desert, too. If you see one of them, go back into your howse!

1. \_\_\_\_\_      2. \_\_\_\_\_      3. \_\_\_\_\_  
4. \_\_\_\_\_      5. \_\_\_\_\_      6. \_\_\_\_\_



## Writing

**Write a short report about animals that live in the desert.  
Use four of the spelling words in your report.**

---



---



---

Name \_\_\_\_\_

## Using the Word Study Steps

1. LOOK at the word.
2. SAY the word aloud.
3. STUDY the letters in the word.
4. WRITE the word.
5. CHECK the word.  
Did you spell the word right?  
If not, go back to step 1.

### Spelling Words

soil	oil
broil	toy
moist	joy
point	soy
boil	royal

## X the Word

**Find two words in each row with the same vowel sound and spelling pattern. Cross out the other word that does not belong.**

- |          |       |       |
|----------|-------|-------|
| 1. royal | crawl | soy   |
| 2. soil  | moist | most  |
| 3. brown | broil | oil   |
| 4. joy   | job   | toy   |
| 5. boil  | point | paint |



Name \_\_\_\_\_

boil	moist	joy	toy	point
broil	soil	soy	royal	oil

## Word Sort

Look at the spelling words in the box. Write the spelling words that have the *oi* pattern.

1. \_\_\_\_\_ 2. \_\_\_\_\_ 3. \_\_\_\_\_  
4. \_\_\_\_\_ 5. \_\_\_\_\_ 6. \_\_\_\_\_

Write the spelling words that have the *oy* pattern.

7. \_\_\_\_\_ 8. \_\_\_\_\_ 9. \_\_\_\_\_  
10. \_\_\_\_\_

## Missing Letter

A letter is missing from each spelling word below. Write the missing letter in the box. Then write the spelling word correctly on the line.

11. bro**l**  \_\_\_\_\_  
12. roa**l**  \_\_\_\_\_  
13. mo**it**  \_\_\_\_\_  
14. po**nt**  \_\_\_\_\_  
15. sil  \_\_\_\_\_


Name \_\_\_\_\_

boil	moist	joy	toy	point
broil	soil	soy	royal	oil

## Sentences to Complete

Write a spelling word on each line to complete the sentence.

1. Mom fried the fish in \_\_\_\_\_ .
2. The new baby brought much \_\_\_\_\_ to her family.
3. I can \_\_\_\_\_ the meat in the oven.
4. Water made the towel feel \_\_\_\_\_.
5. The \_\_\_\_\_ family sat on their thrones.



## Definitions

Write the spelling word for each definition.

6. An object that children play with \_\_\_\_\_
7. A small mark or dot used in writing \_\_\_\_\_
8. Dirt that plants grow in \_\_\_\_\_
9. To heat water until it bubbles \_\_\_\_\_
10. A sauce used on foods \_\_\_\_\_

Name \_\_\_\_\_

**There are six spelling mistakes in the paragraph below. Circle the misspelled words. Write the words correctly on the lines below.**

Once I was in a play about a king and queen. The stage was a rouyal castle. The queen did not cook. She had her servant boel water for her tea. The king was very funny. He put soey sauce on everything he ate! I played the king and queen's child. I brought them great joiy. My favorite toiy in the castle was a nutcracker. The nutcracker squeaked when I used it. I learned how to oel it so it did not make any noise. The play was fun to be in!

1. \_\_\_\_\_ 2. \_\_\_\_\_ 3. \_\_\_\_\_  
4. \_\_\_\_\_ 5. \_\_\_\_\_ 6. \_\_\_\_\_



## Writing

**Write about acting in a play. Use four or five of your spelling words. Circle the spelling words you use.**

---



---



---



---



Name \_\_\_\_\_

**Using the Word Study Steps**

1. LOOK at the word.
2. SAY the word aloud.
3. STUDY the letters in the word.
4. WRITE the word.
5. CHECK the word.

Did you spell the word right?

If not, go back to step 1.

**Spelling Words**

alone	agree
ago	above
again	awake
away	idea
alike	comma

**Find and Circle****Circle the ten hidden spelling words in the puzzle.**

z a w a k e m a k o  
a g o w d s n l e c  
b a p a c v k o b o  
o i u y a d s n p m  
v n w t a g r e e m  
e a l i k e i d e a



Name \_\_\_\_\_

alone	comma	alike	awake	idea
ago	again	away	agree	above

**Word Sort**

Look at the spelling words in the box. Write the spelling words that have schwa at the beginning.

- |          |          |
|----------|----------|
| 1. _____ | 2. _____ |
| 3. _____ | 4. _____ |
| 5. _____ | 6. _____ |
| 7. _____ | 8. _____ |

Write the spelling words that have schwa at the end.

- |          |           |
|----------|-----------|
| 9. _____ | 10. _____ |
|----------|-----------|

**Questions and Answers**

Write the spelling word that answers each question.

11. What word is the opposite of *below*? \_\_\_\_\_
12. What word describes two things that are the same?  
\_\_\_\_\_
13. What word is a punctuation mark? \_\_\_\_\_
14. What word means “to have a thought”? \_\_\_\_\_
15. What word means “you have the same opinion”? \_\_\_\_\_


Name \_\_\_\_\_

alone	comma	alike	awake	idea
ago	again	away	agree	above

**Sentences to Complete**

**Write a spelling word on each line to complete the sentence.**

1. The twins dress \_\_\_\_\_ every day.
2. We played the game over and over \_\_\_\_\_.
3. There is a \_\_\_\_\_ in the last sentence.
4. I \_\_\_\_\_ with your decision to stay home.
5. The shelf is up \_\_\_\_\_ the table.
6. Are you \_\_\_\_\_ or sleeping?
7. Whose \_\_\_\_\_ was it to clean up the basement?
8. Sam moved far \_\_\_\_\_ last year.
9. When you are by yourself, you are \_\_\_\_\_.
10. Long \_\_\_\_\_ people did not have cars to drive.




Name \_\_\_\_\_

**There are six spelling mistakes in the paragraph below. Circle the misspelled words. Write the words correctly on the lines below.**

Long aego there was an explorer named Christopher Columbus. Columbus had the idea that he would discover new lands. Columbus sailed away on several voyages. He did not sail ulone. He had a crew on each of his ships. None of his trips was exactly elike. He did not travel to the same place over and over aigain. He discovered many new places in the Caribbean and South America.

1. \_\_\_\_\_ 2. \_\_\_\_\_ 3. \_\_\_\_\_  
4. \_\_\_\_\_ 5. \_\_\_\_\_ 6. \_\_\_\_\_



## Writing

**Write about an explorer who came to America. Use four words from your spelling list.**

---



---



---



---

Name \_\_\_\_\_

## Using the Word Study Steps

1. LOOK at the word.
2. SAY the word aloud.
3. STUDY the letters in the word.
4. WRITE the word.
5. CHECK the word.  
Did you spell the word right?  
If not, go back to step 1.

### Spelling Words

knee	wrist
knife	wren
knot	thumb
gnaw	lamb
sign	debt

## X the Word

Look at the spelling words in each row. Find two words in each row with the same silent letter. Cross out the other word that does not belong.

1. lamb                  thumb                  wren
2. knee                  wrist                  knot
3. gnaw                  sign                  lamb
4. wren                  debt                  thumb
5. sign                  knife                  knee



Name \_\_\_\_\_

wrist      gnaw      debt      knife      thumb  
knee      sign      wren      lamb      knot

## Word Sort

Look at the spelling words in the box. Match each word to a spelling pattern. Write the spelling words on the lines below.

### Silent *w*

1. \_\_\_\_\_
2. \_\_\_\_\_

### Silent *g*

6. \_\_\_\_\_
7. \_\_\_\_\_

### Silent *k*

3. \_\_\_\_\_
4. \_\_\_\_\_
5. \_\_\_\_\_

### Silent *b*

8. \_\_\_\_\_
9. \_\_\_\_\_
10. \_\_\_\_\_

## Missing Letter

The silent letter is missing from each spelling word below. Write the missing letter in the box. Then write the spelling word correctly on the line.

11. nee  \_\_\_\_\_
13. rist  \_\_\_\_\_
15. lam  \_\_\_\_\_

12. det  \_\_\_\_\_
14. naw  \_\_\_\_\_

Name \_\_\_\_\_

wren	knot	lamb	knee	debt
knife	gnaw	wrist	thumb	sign

## Match-Ups


Draw a line from each spelling word to its meaning.

- |          |                   |
|----------|-------------------|
| 1. lamb  | a part of the arm |
| 2. wrist | a baby sheep      |
| 3. knife | a part of the leg |
| 4. knee  | a bird            |
| 5. wren  | a cutting blade   |

## Sentences to Complete

Write a spelling word on each line to complete the sentence.

6. Your shoelace has a big \_\_\_\_\_.
7. The \_\_\_\_\_ on the door tells visitors where to go.
8. Your \_\_\_\_\_ is one of your five fingers.
9. If you owe money, you are in \_\_\_\_\_.
10. The beaver will \_\_\_\_\_ on the tree bark.



Name \_\_\_\_\_


**There are five spelling mistakes in the paragraph below. Circle the misspelled words. Write the words correctly on the lines below.**

Grandpa and I planted a garden. Grandpa's rist hurt, so I dug the holes and dropped in the seeds. I had one nee on the ground as I covered the seeds with dirt. Then we made a signe for each vegetable we planted. Grandpa says that I have a green thum. When we finished, we saw a ren flying by. Now Grandpa and I are going to make a scarecrow to keep the birds away!

1. \_\_\_\_\_      2. \_\_\_\_\_      3. \_\_\_\_\_  
4. \_\_\_\_\_      5. \_\_\_\_\_

## Writing

**Write about planting and taking care of a garden. Use five spelling words. Circle the spelling words you use.**



---

---

---

---

---



Name \_\_\_\_\_

## Using the Word Study Steps

1. LOOK at the word.
2. SAY the word aloud.
3. STUDY the letters in the word.
4. WRITE the word.
5. CHECK the word.  
Did you spell the word right?  
If not, go back to step 1.

### Spelling Words

camp	wagon
cave	gift
cent	gym
face	gem
girl	germ

## Find and Circle

### Where are the spelling words?

c	a	m	p	x	g	e	r	m	z
e	q	w	r	t	i	y	p	s	d
n	f	g	h	j	f	g	l	z	x
t	c	v	n	m	t	y	r	w	t
y	p	c	a	v	e	m	d	a	g
h	j	k	l	z	x	c	f	g	b
n	w	g	i	r	l	c	a	o	z
m	e	l	k	j	h	g	c	n	d
s	g	e	m	p	y	t	e	r	w



Name \_\_\_\_\_

cave	cent	gift	gym	face
camp	girl	gem	wagon	germ

## Word Sort

Look at the spelling words in the box. Write the spelling words that have the sound of soft *c*.

1. \_\_\_\_\_ 2. \_\_\_\_\_

Write the spelling words that have the sound of hard *c*.

3. \_\_\_\_\_ 4. \_\_\_\_\_

Write the spelling words that have the sound of soft *g*.

5. \_\_\_\_\_ 6. \_\_\_\_\_ 7. \_\_\_\_\_

Write the spelling words that have the sound of hard *g*.

8. \_\_\_\_\_ 9. \_\_\_\_\_ 10. \_\_\_\_\_

## Sounds the Same

If *c* makes the same sound in both words, circle **yes**.

If *c* does not make the same sound in both words, circle **no**.

- |                |            |           |
|----------------|------------|-----------|
| 11. cave, face | <b>yes</b> | <b>no</b> |
| 12. camp, cave | <b>yes</b> | <b>no</b> |
| 13. face, cent | <b>yes</b> | <b>no</b> |

Name \_\_\_\_\_

wagon	gift	camp	cent	gym
face	germ	cave	girl	gem

## Match-Ups


Draw a line from each spelling word to its meaning.

- |          |                               |
|----------|-------------------------------|
| 1. wagon | the front of the head         |
| 2. gift  | a cart used by children       |
| 3. face  | a place where there are tents |
| 4. gym   | a present                     |
| 5. camp  | a precious stone              |
| 6. gem   | a room for games and sports   |

## Sentences to Complete

Write a spelling word on each line to complete the sentence.

7. Bats were flying inside the dark \_\_\_\_\_.
8. One \_\_\_\_\_ is the same as one penny.
9. Sandy is the name of a \_\_\_\_\_ in my class.
10. The \_\_\_\_\_ made the little boy sick.



Name \_\_\_\_\_


**There are five spelling mistakes in the paragraph below. Circle the misspelled words. Write the words correctly on the lines below.**

At kamp we learned a lot about the sun and the moon. Why is it dark inside a kave? It is dark because there is no sunlight. The sun is like a jem that brightly shines during the day. At night, it is the moon that shines on your fase. The moon and stars light up the night sky. Sometimes the moon looks round like a one scent coin. Other times you can only see a sliver of the moon. Look up in the sky now. What do you see?

1. \_\_\_\_\_ 2. \_\_\_\_\_ 3. \_\_\_\_\_  
4. \_\_\_\_\_ 5. \_\_\_\_\_

**Writing**

**Write about the day sky and the night sky. Use five spelling words from your list.**




---



---



---



---

Name \_\_\_\_\_

## Using the Word Study Steps

1. LOOK at the word.
2. SAY the word aloud.
3. STUDY the letters in the word.
4. WRITE the word.
5. CHECK the word.

Did you spell the word right?

If not, go back to step 1.

### Spelling Words

cage	barge
page	bulge
judge	change
lodge	range
large	hinge

## Puzzle

Solve the puzzle. Circle the hidden spelling words.

a h i n g e k c a g e n  
 l a r g e s o h p t i r  
 o b e f u t b a r g e a  
 d j u d g e c n z s p n  
 g z t n b u l g e d x g  
 e f x u c n z e p a g e



Name \_\_\_\_\_

large	bulge	range	cage	lodge
page	change	judge	hinge	barge

**Word Sort**

Look at the spelling words in the box. Write the spelling words that end with the spelling pattern *dge*.

1. \_\_\_\_\_ 2. \_\_\_\_\_

Write the spelling words that end with the spelling pattern *rge*.

3. \_\_\_\_\_ 4. \_\_\_\_\_

Write the spelling words that end with the spelling pattern *nge*.

5. \_\_\_\_\_ 6. \_\_\_\_\_ 7. \_\_\_\_\_

Write the spelling word that ends with the spelling pattern *lge*.

8. \_\_\_\_\_

Write the remaining two words that end with the spelling pattern *ge*.

9. \_\_\_\_\_ 10. \_\_\_\_\_

**Rhyme Time**

Write the spelling words that rhyme with each of these words.

rage      11. \_\_\_\_\_      12. \_\_\_\_\_

strange      13. \_\_\_\_\_      14. \_\_\_\_\_

budge      15. \_\_\_\_\_


Name \_\_\_\_\_

large	bulge	range	cage	lodge
page	change	judge	hinge	barge

**Sentences to Complete**

**Write a spelling word on each line to complete the sentence.**

1. Jose's pet rabbit lives in a \_\_\_\_\_.
2. The \_\_\_\_\_ on the door needs to be oiled.
3. Turn to the last \_\_\_\_\_ of your book.
4. Do you think Sam will \_\_\_\_\_ his mind?
5. The \_\_\_\_\_ box did not fit in the closet.
6. The \_\_\_\_\_ banged her gavel in court.
7. People live in the ski \_\_\_\_\_ all winter.
8. Your stomach might \_\_\_\_\_ if you eat too much.
9. The \_\_\_\_\_ floated down the river.
10. The age \_\_\_\_\_ is between six and ten years.



Name \_\_\_\_\_

**There are five spelling mistakes in the paragraph below. Circle the misspelled words. Write the words correctly on the lines below.**

Last Sunday we had a surprise party for Grandma's birthday. The party was at Grandpa's lodje in a largge room. We had to chanje how the tables were arranged so everyone had a place to sit. The time rangge for the party was from four o'clock to eight o'clock, but everyone came early to yell "Surprise!" Grandma was so happy to see her friends. Even the juge who lives next door came. Grandma can't wait until her next birthday!

1. \_\_\_\_\_      2. \_\_\_\_\_      3. \_\_\_\_\_  
4. \_\_\_\_\_      5. \_\_\_\_\_

**Writing**

**Write about a special family celebration. Use five words from the spelling list.**

---

---

---

---

---



Name \_\_\_\_\_

## Using the Word Study Steps

1. LOOK at the word.
2. SAY the word aloud.
3. STUDY the letters in the word.
4. WRITE the word.
5. CHECK the word.  
Did you spell the word right?  
If not, go back to step 1.

### Spelling Words

star	dare
shark	hair
care	pair
stare	chair
rare	fair

## X the Word

**Find two words in each row with the same vowel sound and spelling pattern. Cross out the other word that does not belong.**

- |         |       |       |
|---------|-------|-------|
| 1. pair | chair | charm |
| 2. star | stamp | shark |
| 3. card | care  | rare  |
| 4. dare | storm | stare |
| 5. hair | fair  | farm  |



Name \_\_\_\_\_

fair	care	star	hair	pair
shark	stare	dare	rare	chair

## Word Sort

Look at the spelling words in the box. Match each word with a spelling pattern.

<i>ar</i>	1. _____	2. _____
<i>are</i>	3. _____	4. _____
	5. _____	6. _____
<i>air</i>	7. _____	8. _____
	9. _____	10. _____

## Misfit Letter

An extra letter has been added to each spelling word below. Draw a line through the letter that does not belong. Write the word correctly on the line.

11. caire _____	12. faire _____
13. paire _____	14. shairk _____
15. chaier _____	

Name \_\_\_\_\_

fair	care	star	hair	pair
shark	stare	dare	rare	chair

## Definitions

**Write the spelling word for each definition.**

1. A piece of furniture that you sit on \_\_\_\_\_
2. Not common \_\_\_\_\_
3. A large fish \_\_\_\_\_
4. An object seen in the night sky \_\_\_\_\_
5. To look at something with eyes open wide \_\_\_\_\_
6. Two similar things used together \_\_\_\_\_
7. A festival or carnival \_\_\_\_\_

## Sentences to Complete

**Write a spelling word on each line to complete the sentence.**

8. Wash your \_\_\_\_\_ in the shower.
9. I \_\_\_\_\_ you to go to school dressed like a monkey.
10. Pat takes \_\_\_\_\_ of her new puppy.



Name \_\_\_\_\_


**There are six spelling mistakes in the paragraph below. Circle the misspelled words. Write the words correctly on the lines below.**

Everyone in our class is writing a book. Mark's book is about a shairk. Jeff's book is about a shooting starr. My book is about how to take cair of your haire. After we write our books, we will illustrate them. Then we will sit in an author's chare and read our stories to each other. We might also have a book faire so the entire school can read our books.

1. \_\_\_\_\_ 2. \_\_\_\_\_ 3. \_\_\_\_\_  
4. \_\_\_\_\_ 5. \_\_\_\_\_ 6. \_\_\_\_\_

## Writing

**Be an author! Write a story about something you know about or enjoy doing. Use four words from your spelling list.**



---

---

---

---

---

Name \_\_\_\_\_

## Using the Word Study Steps

1. LOOK at the word.
2. SAY the word aloud.
3. STUDY the letters in the word.
4. WRITE the word.
5. CHECK the word.

Did you spell the word right?

If not, go back to step 1.

### Spelling Words

near	queer
dear	verb
ear	perch
deer	here
steer	where

## Find and Circle

### Where are the spelling words?

w s t e e r v o e a r  
 h a w q u e e r l d c  
 e m b o p e r c h e t  
 r x d e e r b h f a s  
 e n e a r l o h e r e



Name \_\_\_\_\_

near	where	deer	verb	perch
ear	steer	here	dear	queer

**Word Sort**

Look at the spelling words in the box. Write the spelling words that have the *er* spelling pattern.

1. \_\_\_\_\_ 2. \_\_\_\_\_

Write the spelling words that have the *eer* spelling pattern.

3. \_\_\_\_\_ 4. \_\_\_\_\_ 5. \_\_\_\_\_

Write the spelling words that have the *ere* spelling pattern.

6. \_\_\_\_\_ 7. \_\_\_\_\_

Write the spelling words that have the *ear* spelling pattern.

8. \_\_\_\_\_ 9. \_\_\_\_\_ 10. \_\_\_\_\_

**Find the Pattern**

Read each group of words. Circle the word that does not fit the pattern.

11. near, ear, deer

12. here, verb, where

13. perch, steer, queer

14. where, dear, near

15. deer, perch, verb

Name \_\_\_\_\_

near	where	deer	verb	perch
ear	steer	here	dear	queer

## Match-Ups

Draw a line from each spelling word to its meaning.

- |          |   |
|----------|---|
| 1. deer  | the part of the body used for listening |
| 2. ear   | close by                                |
| 3. near  | an animal with antlers                  |
| 4. queer | to guide or direct                      |
| 5. perch | odd or strange                          |
| 6. steer | a small fish                            |



## Sentences to Complete

Write a spelling word on each line to complete the sentence.

7. Please come \_\_\_\_\_ so I can show you my fish.
8. I wonder \_\_\_\_\_ we are going today in the boat.
9. The word *run* is an example of a \_\_\_\_\_.
10. You are a \_\_\_\_\_ to take such good care of me.

Name \_\_\_\_\_

**There are six spelling mistakes in the paragraph below. Circle the misspelled words. Write the words correctly on the lines below.**

My mom is an artist. She has a studio wheer she works every day. We live nere the woods so my mom draws lots of animals. One day she drew a der that she saw right outside her window. A fisherman lives next door, so my mom painted a picture of a peerch for him. My mom painted a picture of a cool race car for me. I have it hanging heer in my bedroom. I love that picture. It is very deere to me.

1. \_\_\_\_\_      2. \_\_\_\_\_      3. \_\_\_\_\_  
4. \_\_\_\_\_      5. \_\_\_\_\_      6. \_\_\_\_\_



## Writing

**Write about what you would draw or paint if you were an artist. Use four words from your spelling list.**

---



---



---



Name \_\_\_\_\_

## Using the Word Study Steps

1. LOOK at the word.
2. SAY the word aloud.
3. STUDY the letters in the word.
4. WRITE the word.
5. CHECK the word.  
Did you spell the word right?  
If not, go back to step 1.

### Spelling Words

more	roar
tore	board
wore	port
store	north
oar	fort

## Find and Circle

### Where are the spelling words?

g	s	t	o	r	e	h	j	k	l
r	y	o	t	r	r	b	w	q	q
o	z	r	w	d	x	o	a	r	c
a	f	e	v	b	n	a	g	t	y
r	n	m	o	r	e	r	k	z	x
z	n	x	c	v	b	d	n	p	s
w	o	r	e	s	d	f	g	o	j
k	r	k	l	q	w	p	r	r	t
y	t	p	z	m	f	o	r	t	x
c	h	v	b	n	n	r	m	p	y



Name \_\_\_\_\_

north	port	store	roar	board
oar	more	wore	tore	fort

Look at the spelling words in the box. Match each word with a spelling pattern.

**or**      1. \_\_\_\_\_      2. \_\_\_\_\_

3. \_\_\_\_\_

**ore**      4. \_\_\_\_\_      5. \_\_\_\_\_

6. \_\_\_\_\_      7. \_\_\_\_\_

**oar**      8. \_\_\_\_\_      9. \_\_\_\_\_

10. \_\_\_\_\_

## X the Word

Look at the vowel spelling pattern in each row of spelling words. In each row, cross out the word that does not belong.

store	board	tore
oar	roar	port
fort	north	more
wore	board	roar
north	port	store

Name \_\_\_\_\_

north	port	store	roar	board
oar	more	wore	tore	fort

## Definitions


Write the spelling word for each definition.

1. Past tense of *tear* \_\_\_\_\_
2. A paddle used to row a boat \_\_\_\_\_
3. A loud rumbling sound \_\_\_\_\_
4. A harbor \_\_\_\_\_
5. The direction opposite of south \_\_\_\_\_
6. A place where things are sold \_\_\_\_\_
7. An army post \_\_\_\_\_

## Sentences to Complete

Write a spelling word on each line to complete the sentence.

8. I need \_\_\_\_\_ glue to finish my art project.
9. Sue \_\_\_\_\_ her red dress to the party.
10. The wooden \_\_\_\_\_ had nails pounded into it.



Name \_\_\_\_\_

**There are six spelling mistakes in the paragraph below. Circle the misspelled words. Write the words correctly on the lines below.**

Inventors have dreamed up many new things over the years. There are moar inventions today than ever before. Someone invented an oare to row a boat. Someone else invented a bord game called checkers. Long ago, if you woore your jeans and toare them, you would need to mend them by hand. Today you can fix them on a sewing machine. Or you can drive to a big department stoore and buy a new pair. What other inventions can you think of?



1. \_\_\_\_\_
2. \_\_\_\_\_
3. \_\_\_\_\_
4. \_\_\_\_\_
5. \_\_\_\_\_
6. \_\_\_\_\_

## Writing

**Write about your own idea for an invention. Use four words from the spelling list.**

---

---

---

Name \_\_\_\_\_

**Using the Word Study Steps**

1. LOOK at the word.
2. SAY the word aloud.
3. STUDY the letters in the word.
4. WRITE the word.
5. CHECK the word.

Did you spell the word right?

If not, go back to step 1.

**Spelling Words**

fire	flier
wire	crier
hire	sure
tire	cure
drier	pure

**Puzzle****Solve the puzzle. Circle all of the hidden spelling words.**

w d r i e r f p u r e  
i x o t p u l y f d s  
r c r i e r i l n d f  
e u b r l a e s w r i  
h r p e s u r e l v r  
k e w z g q s h i r e



Name \_\_\_\_\_

wire	sure	pure	crier	fire
flier	cure	tire	hire	drier

## Word Sort

Look at the spelling words in the box. Write the spelling words that have the *ire* pattern.

1. \_\_\_\_\_ 2. \_\_\_\_\_  
3. \_\_\_\_\_ 4. \_\_\_\_\_

Write the spelling words that have the *ier* pattern.

5. \_\_\_\_\_ 6. \_\_\_\_\_  
7. \_\_\_\_\_

Write the spelling words that have the *ure* pattern.

8. \_\_\_\_\_ 9. \_\_\_\_\_  
10. \_\_\_\_\_

## Match Patterns

If the spelling words in each row have the same pattern, circle **yes**. If they do not have the same pattern, circle **no**.

- |                        |     |    |                         |     |    |
|------------------------|-----|----|-------------------------|-----|----|
| 11. wire, tire, hire   | yes | no | 12. flier, drier, crier | yes | no |
| 13. pure, crier, drier | yes | no | 14. fire, flier, sure   | yes | no |
| 15. sure, cure, pure   | yes | no |                         |     |    |

Name \_\_\_\_\_

wire	sure	pure	crier	fire
flier	cure	tire	hire	drier

## Match-Ups


Draw a line from each spelling word to its meaning.

- |          |                              |
|----------|------------------------------|
| 1. crier | not dirty or polluted; clean |
| 2. pure  | a thin rod of metal          |
| 3. wire  | a person who cries           |
| 4. flier | to make well                 |
| 5. cure  | a person or thing that flies |

## Sentences to Complete

Write a spelling word on each line to complete the sentence.

6. Will you \_\_\_\_\_ me to do the job?
7. The car has a flat \_\_\_\_\_ that needs to be changed.
8. Are you \_\_\_\_\_ you want to play outside in the rain?
9. My wet towel felt \_\_\_\_\_ after it was in the sun.
10. We used logs to make a \_\_\_\_\_ at camp.



Name \_\_\_\_\_

**There are six spelling mistakes in the paragraph below. Circle the misspelled words. Write the words correctly on the lines below.**

I am flying to visit my grandpa who lives in Italy. The plane should be taking off right now, but it has a flat tiere. I shure hope it gets fixed soon! Now the tire is fixed, but there is a loose wier. This needs to be fixed too. At last, this fliere is ready to take off! I know it can fly in this rainstorm. I think it will be driere when the plane lands in Rome. I hope there is puir sunshine so my grandpa and I can go sightseeing!

1. \_\_\_\_\_      2. \_\_\_\_\_      3. \_\_\_\_\_  
4. \_\_\_\_\_      5. \_\_\_\_\_      6. \_\_\_\_\_

## Writing

**Write about visiting a relative who lives far away. Use four words from your spelling list.**



---

---

---

---