

Age 2+

'My First

ع ر ب ي ة

Curriculum'



UmmAssadHomeSchool

**FREE** Flashcards inside!

Also see, ['My First Curriculum'](#) (in English)

# Legal Disclaimer

© Copyright 2015, [UmmAssadHomeSchool.com](http://UmmAssadHomeSchool.com).

**All rights reserved.** All materials and content contained on our website and file are the intellectual property of [UmmAssadHomeSchool.com](http://UmmAssadHomeSchool.com) and may not be copied, reproduced, distributed or displayed without our expressed written permission.

**No Redistribution.** You may not reproduce, repackage, or redistribute the contents of [UmmAssadHomeschool.com](http://UmmAssadHomeschool.com) downloads, in whole or in part, for any reason.

**No Commercial Use.** Downloads may not be used for commercial purposes. Any use of the downloads that infringes upon the intellectual property rights of [UmmAssadHomeschool.com](http://UmmAssadHomeschool.com) or that is for commercial purposes will be investigated, and the owner shall have the right to take appropriate civil and criminal legal action.

**Modifications of Terms.** [UmmAssadHomeSchool.com](http://UmmAssadHomeSchool.com) shall have the right to modify the terms of this agreement at any time. Modification shall be effective immediately and shall replace all prior Agreements.

**You MAY:**

- Save the files on your computer and print off copies for yourself or classroom.


**You MAY NOT:**

- Host any [UmmAssadHomeSchool.com](http://UmmAssadHomeSchool.com) files on your own or other sites.
- Alter or sell any [UmmAssadHomeSchool.com](http://UmmAssadHomeSchool.com) files.
- Sell files to make a profit: All files are for personal use only. You may NOT use [UmmAssadHomeSchool.com](http://UmmAssadHomeSchool.com) items for profit. ~ i.e. print them off, laminate them and sell them to others.
- Transmit or store any resources on any other website or other form of electronic retrieval system.
- All downloads are copyright protected. Not to be distributed, transferred, or shared in any form.

If you have any **Questions**, please Contact us at [UmmAssadHomeSchool@gmail.com](mailto:UmmAssadHomeSchool@gmail.com)

## Thank you!

# 'My First Arabic Curriculum'



Name:.....

Date:.....

# In The Name of Allah, The Most Merciful, The Bestower of Mercy

Asalaamu alaykom wa rahmatullahi wa barakaatu  
Parents/Guardians and Children,

Thank you all so much and Jazaakom Allahu khairun! (May Allah reward you with goodness, Ameen) for purchasing 'My First Arabic Curriculum' from [UmmAssadHomeSchool.Com](http://UmmAssadHomeSchool.Com)

I pray to Allah Almighty that He brings to you good benefit through true knowledge, righteous actions and good deeds, Ameen.

'My First Arabic Curriculum' is a complete Toddler's Curriculum made by [UmmAssadHomeSchool.com](http://UmmAssadHomeSchool.com). This folder is a copy of the original English '[My First Curriculum](#)' (also by [UmmAssadHomeSchool.com](http://UmmAssadHomeSchool.com)) and translated into the classical Arabic language (الفصحى العربية اللغة). It has over 50 fun packed and interactive pages, covering all the basic subjects such as English, Maths, Science and even Geography! Some changes have been made to suit the Arabic language. Enjoy!

Yours Sincerely,

*Umm Assad Home School*



# How To Use This Folder

- Use directly from your computer device, or,
- Print everything on A4 white paper, put in a folder, or,
- Use the whole folder as Flashcards.
- Follow the instructions per page
- After child reads the numbers/letters, they only need to focus on the images and pronunciation, not writing
- Read the Arabic from right to left.

## **What you need:**

- This Folder
- Our Free Flashcards: Alphabet; [Mini](#), [Picture](#), [Numbers](#)
- Parent/Guardian, Child
- Patience, Mercy, Focus and Dual!

## **Optional:**

- [Arabic Madinah Book 1](#) (for own usage)
- [Google Translate](#), [Learnarabic](#) (for translation/pronunciation)
- [Arabic keyboard](#) (if needed)

## **DO:**

- Be enthusiastic, fun and praise your child's efforts
- Give them your full and undivided attention
- Work at their unique pace/level
- Revise what they have learnt, be consistent
- Explain pages in own words when necessary
- Persevere at the first sign of them giving up
- Stop if they look entirely bored or frustrated.

## **DONT:**

- Rush- there's no deadline or time limit
- Get angry- you only make matters worse
- Give up- they won't take you seriously otherwise.

## Dua (Supplication)

"Rabbi zidni 'ilma"





























(Say: O my Lord, Increase me in knowledge)

Ameen

(Quran. Surah 20, ayah 114)

## حروف (Alphabet) - قل معي (Say with me)

Use the free Flashcards provided to play games.

Thaa 	Taa 	Baa 	Alif 
Dal 	Khaa 	Haa 	Jeem 
Seen 	Zay 	Raa 	Thal 
Taa 	Daad 	Saad 	Sheen 
Faa 	Ghayn 	'Ayn 	Tha 
Meem 	Lam 	Kaf 	Qaf 
Yaa 	Waw 	Ha 	Noon 

## الحروف المتحركة - Vowels

There are 3 short vowels and 3 long vowels in the Arabic alphabet.

### Short Vowels:

Vowel e.g ا	Vowel Name	Vowel Position	Vowel Sound
آ	Fat-ha	Over letter	A: like the 'a' in 'sat'
أ	Damma	Over letter	O or U: like the 'u' in 'put'
إ	Kasra	Under letter	I or E: like the 'i' in 'sit'

### Long Vowels:

Vowel e.g ب	Vowel Sound
با	Baa: like the 'a' in 'man'
بو	Boo: like the 'oo' in 'cool'
بي	Bee: like the 'ee' in 'feed'

(Say with me) قل معي - (Vowels) الحروف المتحركة

اَ	أَ	إِ
آ	او	اي











بَ	بُ	بِ
با	بو	بي

تَ	تُ	تِ
تا	تو	تي

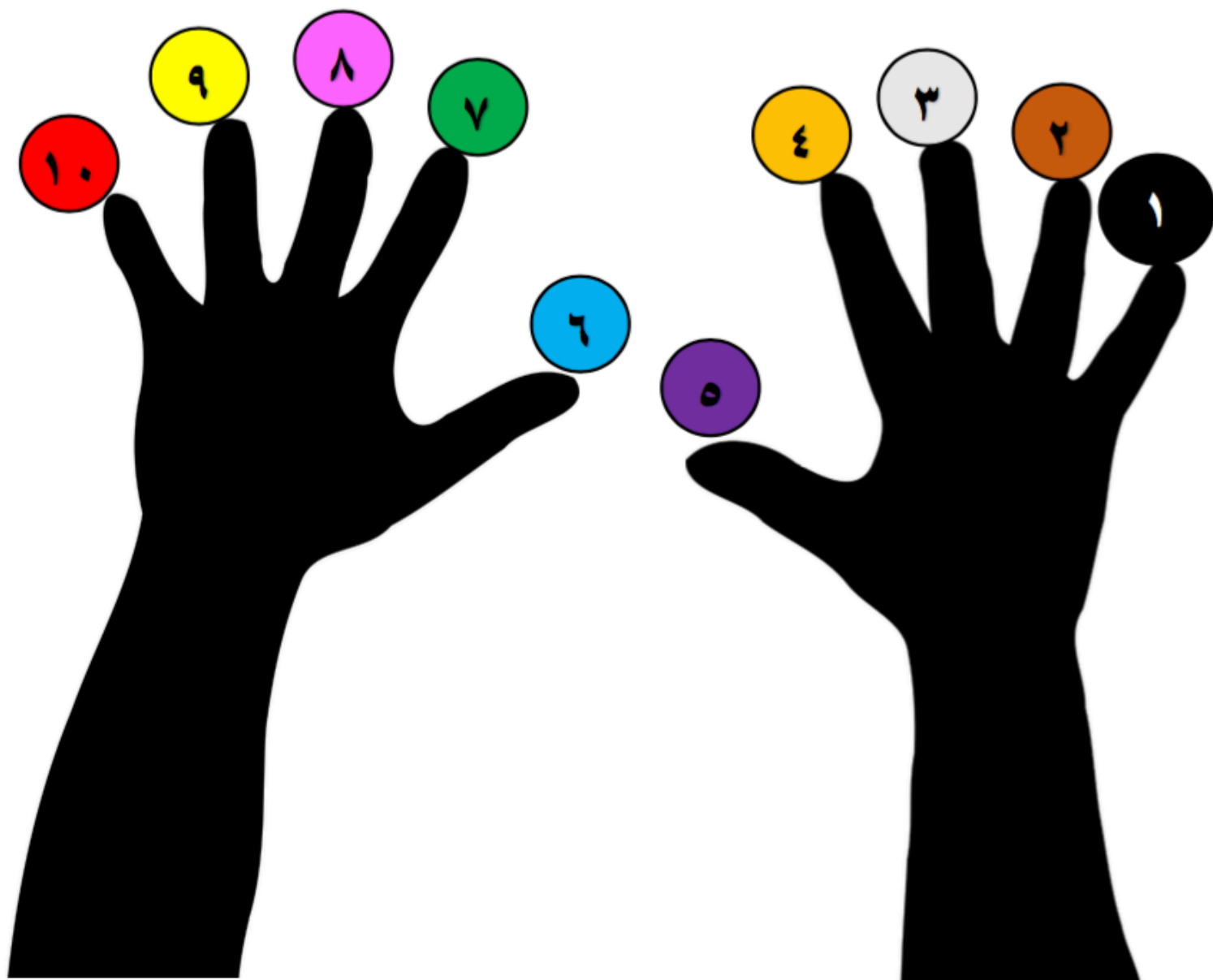
\*Practice the Arabic vowels with the rest of the Arabic letters.

## ارقام (Numbers) - قل معي Say with me

Use the free number flashcards provided to play games.

خمسة Khamsa	اربعة Arba'a	ثلاثة Thalaatha	اثنان Ithnaan	واحد Waahid
5 	4 	3 	2 	1 
عشرة 'Ashara	تسعة Tis'a	ثمانية Thamaaniya	سبعة Sab'a	ستة Sitta
10 	9 	8 	7 	6 

ارقام (Numbers) اقرأ Read what you see









الالوان (Colours) - قل معي Say with me

<b>احمر</b> (Ahmar) Red	<b>اصفر</b> (Asfar) Yellow
<b>وردي</b> (Wardi) Pink	<b>اخضر</b> (Akhdar) Green
<b>برتقالي</b> (Burtuqaali) Orange	<b>ارجواني</b> (Arjwaani) Purple
<b>ازرق</b> (Azraq) Blue	<b>رمادي</b> (Ramaadi) Grey
<b>اسود</b> (Aswad) Black	<b>ابيض</b> (Abyad) White






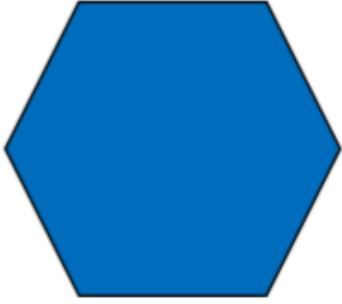


## الاشكال (Shapes) - قل معي Say with me

Print a copy of this page and cut out to use as flashcards.

<p>دائرة - Daa'ira</p>  <p>Circle</p>	<p>مثلث - Muthallath -</p>  <p>Triangle</p>
<p>مربع - Murabba'</p>  <p>Square</p>	<p>سداسي - Sidaasi</p>  <p>Hexagon</p>
<p>مستطيل - Mustateel -</p>  <p>Rectangle</p>	<p>بيضوي - Baydawee -</p>  <p>Oval</p>



Read what you see - اقرأ (Colours/Shapes) الالوان و الاشكال

Print a copy of this page and cut out to use as flashcards.


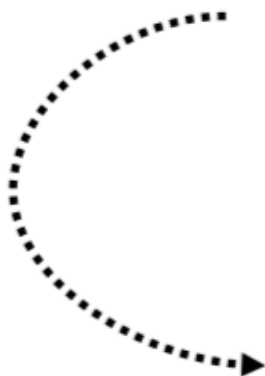
<p>دائرة حمراء</p>  <p>Red Circle</p>	<p>مثلث أصفر</p>  <p>Yellow Triangle</p>
<p>مربع أخضر</p>  <p>Green Square</p>	<p>سداسي زرقاء</p>  <p>Blue Hexagon</p>
<p>مستطيل أبيض</p>  <p>White Rectangle</p>	<p>بيضاوي أسود</p>  <p>Black Oval</p>

## ارقام - Numbers 1-20 - عد Count with me








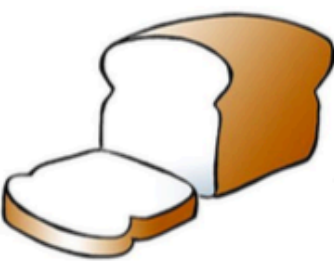
Print and cut a copy of this page; use to match numbers below.

اربعة 	ثلاثة 	اثنان 	واحد 
ثمانية 	سبعة 	ستة 	خمسة 
اثنا عشر 	أحد عشر 	عشرة 	تسعة 
ستة عشرة 	خمسة عشر 	أربعة عشرة 	ثلاثة عشر 
عشرون 	تسعة عشر 	ثمانية عشر 	سبعة عشر 

Trace with your finger



Alphabet Food - قل معي - Say with me - طعام

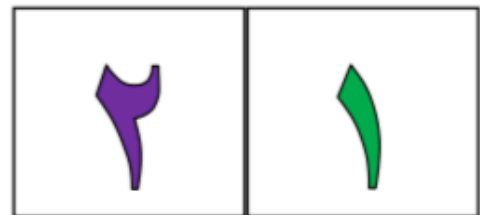
<p>بيضة</p>  <p>Egg</p>	<p>أناناس</p>  <p>Pineapple</p>
<p>ثوم</p>  <p>Garlic</p>	<p>تفاحة</p>  <p>Apple</p>
<p>حلوى</p>  <p>Sweet</p>	<p>جزر</p>  <p>Carrot</p>
<p>دراق</p>  <p>Peach</p>	<p>خبز</p>  <p>Bread</p>

Say with me قل معي - (Alphabet) Nouns - الأسماء

<p>زهرة</p>  <p>Flower</p>	<p>رأس</p>  <p>Head</p>	<p>ذهب</p>  <p>Gold</p>
<p>صندوق</p>  <p>Box</p>	<p>شمس</p>  <p>Sun</p>	<p>سمك</p>  <p>Fish</p>
<p>ظفر</p>  <p>Nail</p>	<p>طبيب</p>  <p>Doctor</p>	<p>ضفدع</p>  <p>Frog</p>
<p>فجر</p>  <p>Dawn</p>	<p>غداء</p>  <p>Lunch</p>	<p>عصفور</p>  <p>Sparrow</p>

<p>لبن</p>  <p>Milk</p>	<p>كرسي</p>  <p>Chair</p>	<p>القرآن</p>  <p>Quran</p>
<p>هواء</p>  <p>Air</p>	<p>نجمة</p>  <p>Star</p>	<p>مسجد</p>  <p>Mosque</p>
<p>—</p>	<p>يد</p>  <p>Hand</p>	<p>ولد</p>  <p>Boy</p>

۵ - Count with me








عد - Count - How many?

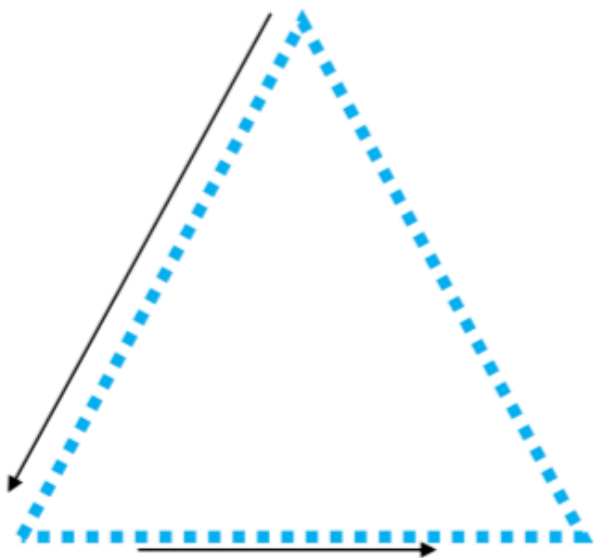

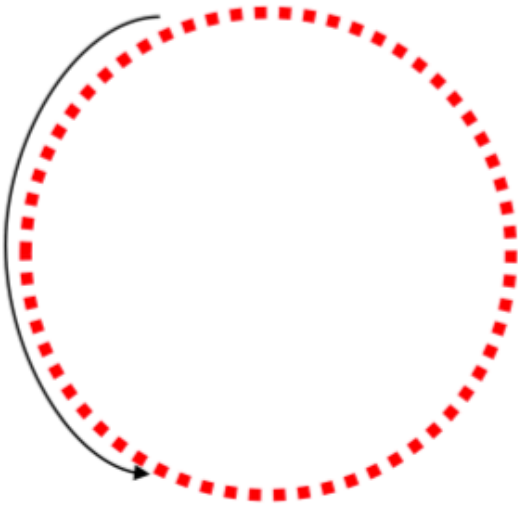
🦉 - How many birds on the tree?



## Match the Letters to the correct Image








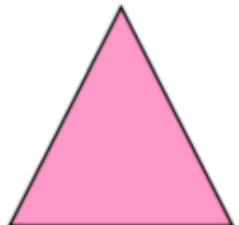


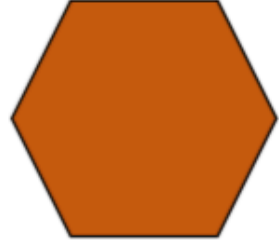



Trace with your finger








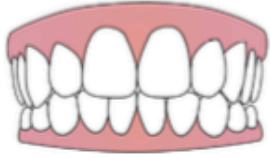

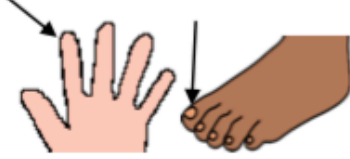



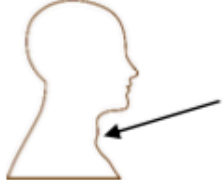



الألوان - Colour Shades - Can you name them?

				أحمر
				أصفر
				وردي
				أخضر
				ارجواني
				البرتقالي
				أزرق
				بنى
				أسود
				أبيض

Read what you see - (Colours/Shapes) الالوان و الاشكال

<p>قلب أحمر</p>  <p>Red Heart</p>	<p>خماسي أزرق</p>  <p>Blue Pentagon</p>	<p>نجمة صفراء</p>  <p>Yellow Star</p>
<p>دائرة برتقال</p>  <p>Orange Circle</p>	<p>مربع أخضر</p>  <p>Green Square</p>	<p>مثلث وردي</p>  <p>Pink Triangle</p>
<p>بيضاوي أسود</p>  <p>Black Oval</p>	<p>معين أرجواني</p>  <p>Purple Diamond</p>	<p>سداسي بني</p>  <p>Brown Hexagon</p>
<p>مستطيل أزرق</p>  <p>Blue Rectangle</p>	<p>صليب أبيض</p>  <p>White Cross</p>	<p>هلال رمادي</p>  <p>Grey Crescent</p>

Say with me - The Human Body - جسم الإنسان

<p>عين</p>  <p>Eye</p>	<p>إذن</p>  <p>Ear</p>	<p>أنف</p>  <p>Nose</p>
<p>فم</p>  <p>Mouth</p>	<p>لسان</p>  <p>Tongue</p>	<p>أسنان</p>  <p>Teeth</p>
<p>يد</p>  <p>Hand</p>	<p>اصبع</p>  <p>Finger/Toe</p>	<p>ذراع</p>  <p>Arm</p>
<p>قدم</p>  <p>Foot</p>	<p>ساق</p>  <p>Leg</p>	<p>رقبة</p>  <p>Neck</p>
<p>وجه</p>  <p>Face</p>	<p>رأس</p>  <p>Head</p>	<p>جسم</p>  <p>Body</p>

Say with me قل معي - Clothes - ملابس

<p>جورب</p>  <p>Socks</p>	<p>قفازات</p>  <p>Gloves</p>	<p>قبعة</p>  <p>Hat</p>
<p>فستان</p>  <p>Dress</p>	<p>سروال</p>  <p>Trousers</p>	<p>كنزة صوف</p>  <p>Jumper</p>
<p>قميص</p>  <p>Shirt</p>	<p>حذاء</p>  <p>Shoe</p>	<p>نعل</p>  <p>Sandal</p>
<p>معطف</p>  <p>Coat</p>	<p>جيب</p>  <p>Pocket</p>	<p>حجاب</p>  <p>Hijab</p>



## Join the Matching Colours



Say with me قل معي - Sizes: Big/Small - الكبيرة والصغيرة

برتقال كبير



برتقال صغير



كرة كبيرة



كرة صغيرة



قميص كبير



قميص صغير



Say with me قل معي - Directions - الاتجاهات

يسارا



انظر يسارا ... (Look left)

يميننا



انظر يميننا ... (Look right)

فوق



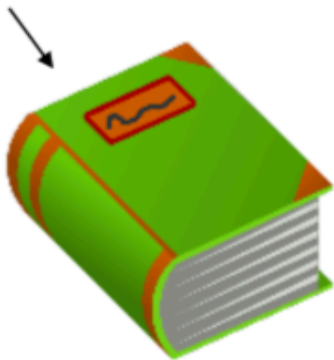





انظر فوق ... (Look above)

تحت









انظر تحت ... (Look under)

# Say with me قل معي - Place - مكان

<p>الكتاب</p>  <p>The book. (Referring to a specific book)</p>	<p>كتاب</p>  <p>A book. (Referring to any book)</p>
<p>Feminine word: هذه الكرة Masculine word: هذا الكتاب</p>  <p>This is the ball/book. (Item is close)</p>	<p>Feminine word: تلك الكرة Masculine word: ذلك الكتاب</p>  <p>That is the ball/book. (Item is far)</p>
<p>الكتاب على الطاولة</p>  <p>The book is on the table.</p>	<p>الكتاب في الغرفة</p>  <p>The book is in the room.</p>

Where is it? - أين هي؟ - Read what you see

Choose the answer from the words below.

<p>الكأس ..... الطاولة</p> 	<p>ابي ..... المسجد</p> 
<p>..... نجم</p> 	<p>..... قلم</p> 
<p>القط ..... الكرسي</p> 	<p>اذهب .....</p> 







في	يميننا	على	ذلك	تحت	هذا
----	--------	-----	-----	-----	-----

\*Try using these new words for pages: 16, 17, 18, 26, 27

## A Few Useful Phrases to memorise

و عليكم السلام	السلام عليكم
And peace be upon you too	Peace be upon you
مع السلامة	مرحباً , أهلاً
Bye	Hello, Welcome
أنا بخير	كيف حالك
I am fine	How are you?
باسم الله	الحمد لله
In the Name of Allah	Praise be to Allah
ان شاء الله	جزاك الله خيراً
If Allah Wills	May Allah reward you with good
اللهم بارك	ما هذا
May Allah bless it	What is this?
أين	من
Where?	Who
لا	نعم
No	Yes
أحبك	ممتاز
I love you	Excellent

Say with me قل معي - Animals - حيوانات









<p>قط</p>  <p>Cat</p>	<p>كلب</p>  <p>Dog</p>
<p>طائر</p>  <p>Bird</p>	<p>سنجاب</p>  <p>Squirrel</p>
<p>ثعلب</p>  <p>Fox</p>	<p>فأر</p>  <p>Mouse</p>

عد - Count - How many?






	
	
	
	
	
	
	











Say with me قل معي - (Wild) Animals - حيوانات

<p>خروف</p>  <p>Sheep</p>	<p>بقرة</p>  <p>Cow</p>
<p>أسد</p>  <p>Lion</p>	<p>ماعز</p>  <p>Goat</p>
<p>حصان</p>  <p>Horse</p>	<p>قرد</p>  <p>Monkey</p>
<p>فيل</p>  <p>Elephant</p>	<p>دب</p>  <p>Bear</p>






قل معي - Reptiles/Amphibians - زواحف/برمائيات

<p>ضفدع</p>  <p>Frog</p>	<p>سلحفاة</p>  <p>Turtle</p>
<p>ثعبان</p>  <p>Snake</p>	<p>سحلية</p>  <p>Lizard</p>
<p>تمساح</p>  <p>Crocodile</p>	<p>—</p>

Say with me قل معي - Insects/Bugs - حشرات

 <p>نملة</p> <p>Ant</p>	 <p>جندب</p> <p>Grasshopper</p>
 <p>عنكبوت</p> <p>Spider</p>	 <p>ذبابة</p> <p>Fly</p>
 <p>يرقة</p> <p>Caterpillar</p>	 <p>حلزون</p> <p>Snail</p>
 <p>فراشة</p> <p>Butterfly</p>	 <p>نحلة</p> <p>Bee</p>

What's next?

ماء - Water - قل معي Say with me

بحر (Sea)








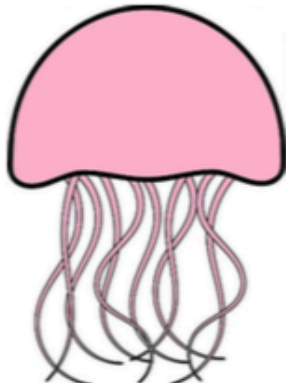
ماء البحر كثير  
(The sea has so much water)

نهر (River)




الأنهار تذهب إلى البحر  
(The river flows to the sea)

Say with me قل معي - Sea Creatures - مخلوقات البحر

<p>سمك</p>  <p>Fish</p>	<p>دلفين</p>  <p>Dolphin</p>
<p>فرس البحر</p>  <p>Seahorse</p>	<p>نجم البحر</p>  <p>Starfish</p>
<p>أخطبوط</p>  <p>Octopus</p>	<p>قناديل البحر</p>  <p>Jellyfish</p>

كم - How many?


كم عدد الاسماك هناك؟



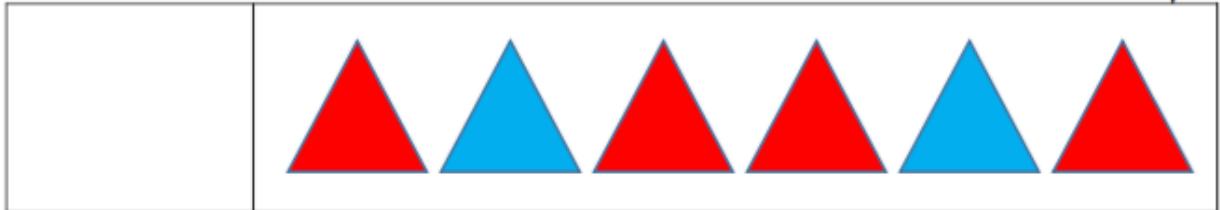
كم عدد الفراشات الصغيرة هناك؟



كم عدد الأقلام فوق الطاولة؟



كم من مثلث احمر هناك؟





Say with me قل معي - Plant - نبات

Flower



زهرة

Grass



عشب

Tree



شجرة


Leaf











ورقة الشجر









## Join the Matching Images



Say with me قل معي - Travel - سفر

<p>سيارة</p>  <p>Car</p>	<p>دراجة</p>  <p>Bicycle</p>
<p>طائرة</p>  <p>Aeroplane</p>	<p>قارب</p>  <p>Boat</p>
<p>قطار</p>  <p>Train</p>	<p>حافلة</p>  <p>Bus</p>
<p>دراجة نارية</p>  <p>Motorbike</p>	<p>سيارة نقل</p>  <p>Van</p>

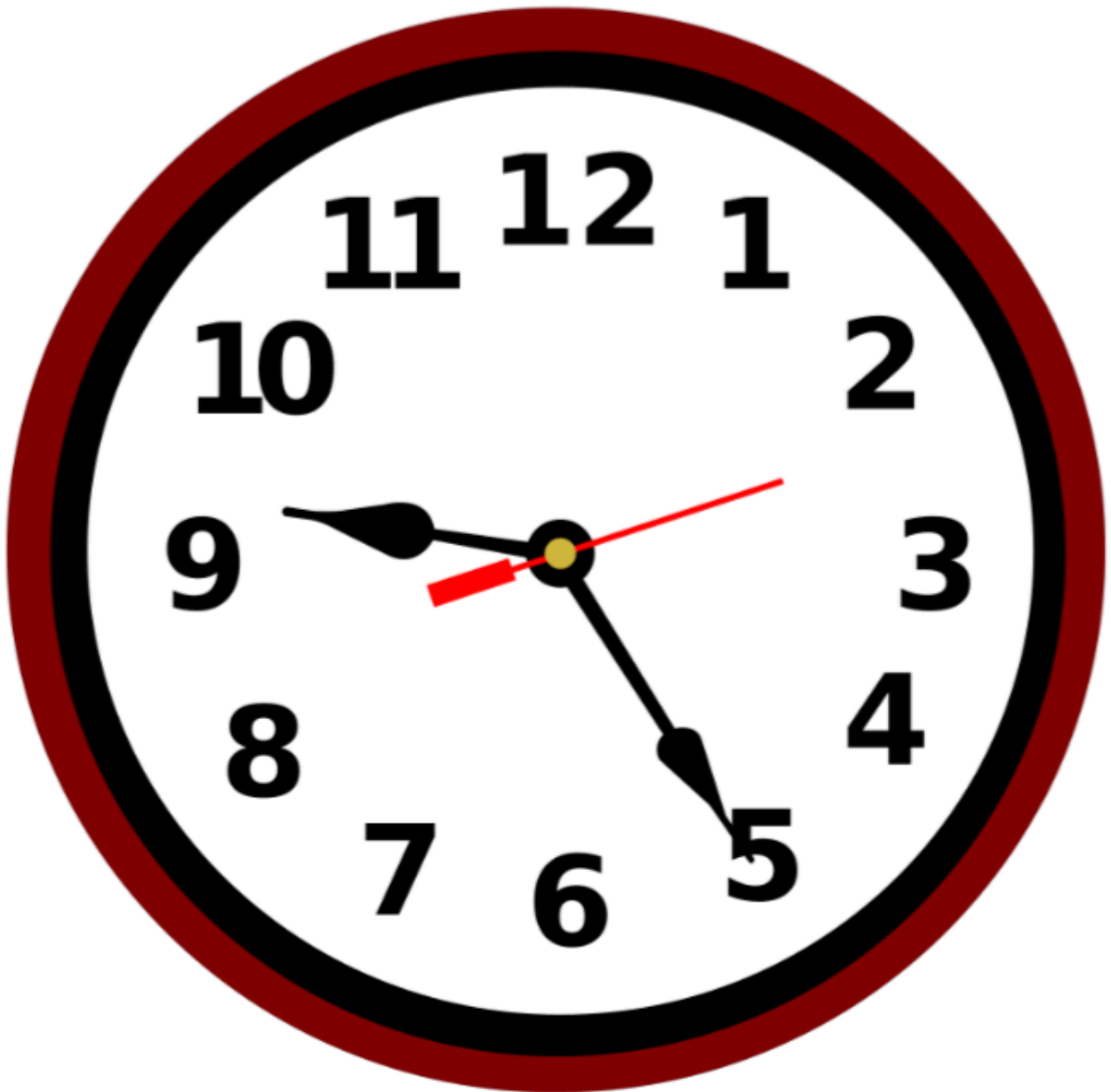
What's next?

الوقت - The Time - قل معي Say with me










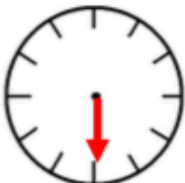
هذه ساعة

(This is a clock)



## Times of the Day - قل معي Say with me

There are different times of the day: Morning, Afternoon and Night. Muslims pray 5 times throughout the day. Here are the names of the 5 daily prayers and when they are performed:

<b>Dawn:</b> Before sunrise.		 <b>فجر</b>
<b>Noon:</b> When the sun begins to decline from the highest point.		 <b>ظهر</b>
<b>Afternoon:</b> Between noon and sunset.		 <b>عصر</b>
<b>Sunset:</b> Immediately after the sun sets.		 <b>مغرب</b>
<b>Night:</b> After twilight until dawn.		 <b>عشاء</b>

Say with me - Days of the Week - أيام الأسبوع

سبعة أيام في الأسبوع

There are 7 days in a week.

Sunday

Monday

Tuesday

Wednesday

Thursday

Friday

Saturday

يوم الأحد

يوم الإثنين

يوم الثلاثاء

يوم الأربعاء

يوم الخميس

يوم الجمعة

يوم السبت






Month - قل معي - Say with me شهر

Islamic Calendar Months:

Transliteration:	عربية :
Muharram	مُحَرَّم
Safar	صَفَر
Rabi' al-Awwal	رَبِيع الأول
Rabi' ath-Thaani	رَبِيع الثاني
Jumaad-al-Oola	جُمَادى الأولى
Jumad-al-Akhirah	جُمَادى الآخرة
Rajab	رَجَب
Sha'ban	شَعْبَان
Ramadhan	رَمَضَان
Shawwaal	شَوَّال
Dhul-Qa'adah	ذو القعدة
Dhul-Hijjah	ذو الحجة

What number comes next?



# الفصول - The Seasons - قل معي - Say with me

شتاء




Winter

صيف



Summer

ربيع



Spring

خريف



Autumn

Winter = Cold, Snow

Summer = Hot, Sunny

Spring = Warm, Sunny

Autumn = Wind, Rain

شتاء = برد , ثلوج

صيف = حار , شمس

ربيع = دافئ , شمس

خريف = مطر , رياح

## Match the Season to the Related Image



قل معي - This is the Earth - هذه الأرض Say with me



سماء (Sky)



السماء فوق الأرض  
(The sky is above the Earth)

## القارات - The Continents - قل معي Say with me

There are 6 Continents.

أوروبا	آسيا
Europe	Asia
أفريقيا	أستراليا
Africa	Australia
انتاركتيكا	أمريكا
Antarctica	America

Find these Continents in the map below:



Say with me قل معي - My Family - عائلتي

ابي  
(My Father)



امي  
(My Mother)

اخي  
(My Brother)



اختي  
(My Sister)



أنا

(Me)



مباروك



(Congratulations)



For completing 'My First Arabic Curriculum'

'May Allah ﷻ reward you with good and increase you in knowledge, understanding, wisdom and good deeds! Ameen.'

*Umm Assad Home School*

If you enjoyed this curriculum, please check out what else we have for you at:

[ummassadhomeschool.com](http://ummassadhomeschool.com)

Also, email us your reviews, we are waiting to know how you and your child progressed.

Thank you and Jazaakom Allahu khair!

[illegible]



