


أبت



الحروف العربية

(Letter Formation)

ث

ب



Legal Disclaimer

© Copyright 2018, UmmAssadHomeSchool.com.

All rights reserved. All materials and content contained on our website and file are the intellectual property of UmmAssadHomeSchool.com and may not be copied, reproduced, distributed or displayed without our expressed written permission.

No Redistribution. You may not reproduce, repackage, or redistribute the contents of UmmAssadHomeSchool.com downloads, in whole or in part, for any reason.

No Commercial Use. Downloads may not be used for commercial purposes. Any use of the downloads that infringes upon the intellectual property rights of UmmAssadHomeSchool.com or that is for commercial purposes will be investigated, and the owner shall have the right to take appropriate civil and criminal legal action.

Modifications of Terms. UmmAssadHomeSchool.com shall have the right to modify the terms of this agreement at any time. Modification shall be effective immediately and shall replace all prior Agreements.

You MAY:

- Save the files on your computer and print off copies for yourself or classroom.

You MAY NOT:


- Host any UmmAssadHomeSchool.com files on your own or other sites.
- Alter or sell any UmmAssadHomeSchool.com files.
- Sell files to make a profit: All files are for personal use only. You may NOT use UmmAssadHomeSchool.com items for profit. ~ i.e. print them off, laminate them and sell them to others.
- Transmit or store any resources on any other website or other form of electronic retrieval system.
- All downloads are copyright protected. Not to be distributed, transferred, or shared in any form.

If you have any Questions, please Contact us at UmmAssadHomeSchool@gmail.com

Thank you!

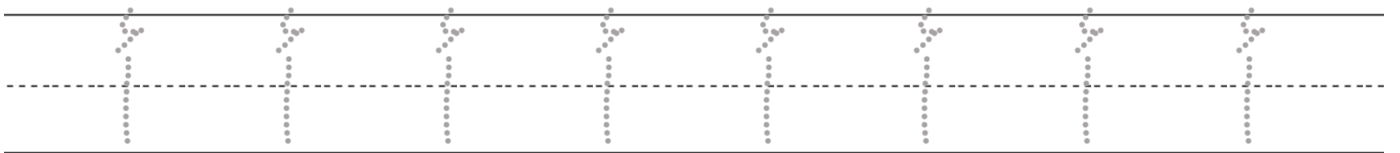
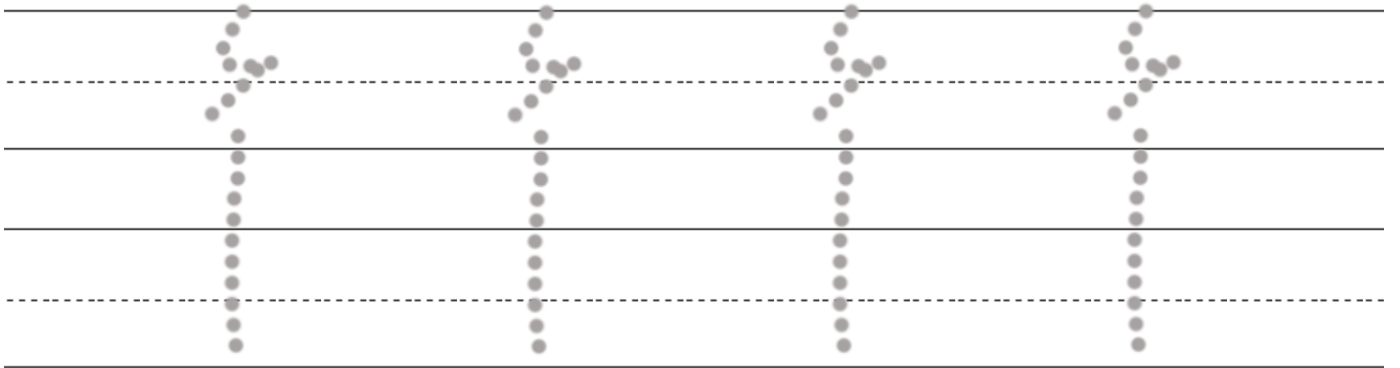
This book belongs to:

alif

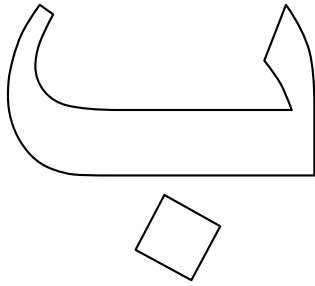


Final	Medial	Initial	Isolated
ا	آ	أ	أ

هذا أناناس



baa


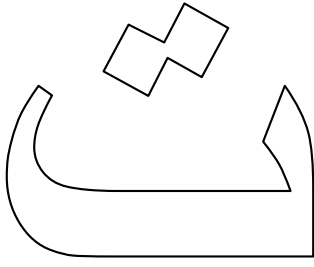


Final	Medial	Initial	Isolated
ب	ب	ب	ب

هذا بيت

Handwriting practice lines for the letter Ba (ب). The first row shows three large dotted Ba letters for tracing. The second row shows eight small dotted Ba letters for tracing. The remaining rows are empty for independent practice.

taa

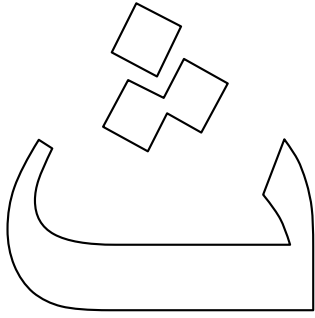


Final	Medial	Initial	Isolated
ت	ت	ت	ت

هذه تفاحة

Handwriting practice lines for the letter 'taa'. The first row shows three large 'taa' letters formed by dots on a four-line grid. The second row shows seven smaller 'taa' letters formed by dots on the same grid. Below these are three more empty rows of the same grid for independent practice.

tha




Final	Medial	Initial	Isolated
ث	ث	ث	ث

هذا ثوب

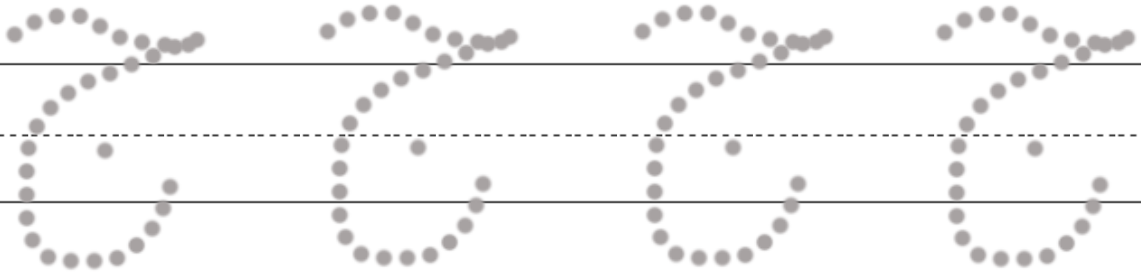
Handwriting practice lines for the Arabic letter 'Tha' (ث). The first row shows the letter formed by dots. The second row shows the letter formed by dots, with the first three letters being dashed for tracing. The third row shows the letter formed by dots, with the first three letters being dashed for tracing. The fourth row shows the letter formed by dots, with the first three letters being dashed for tracing. The fifth row shows the letter formed by dots, with the first three letters being dashed for tracing. The sixth row shows the letter formed by dots, with the first three letters being dashed for tracing. The seventh row shows the letter formed by dots, with the first three letters being dashed for tracing. The eighth row shows the letter formed by dots, with the first three letters being dashed for tracing. The ninth row shows the letter formed by dots, with the first three letters being dashed for tracing. The tenth row shows the letter formed by dots, with the first three letters being dashed for tracing.

jeem





Final	Medial	Initial	Isolated
ج	ج	ج	ج

هذا جبل

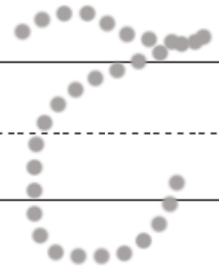





haa

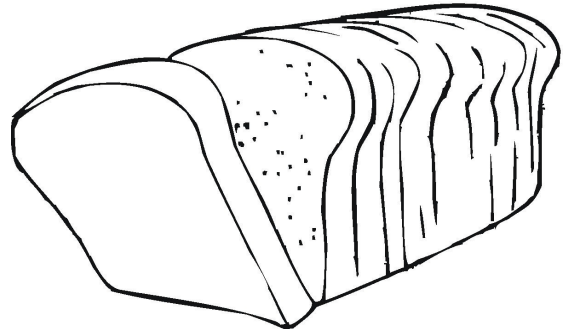



Final	Medial	Initial	Isolated
ح	ح	ح	ح

هذه حقيبة

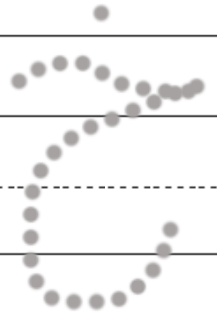
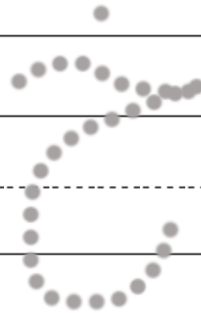
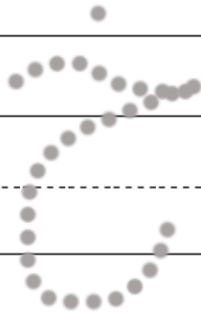
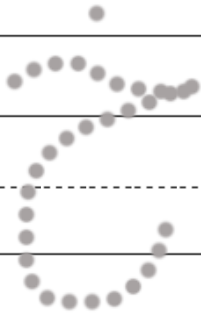


khaa


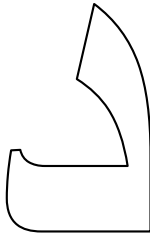


Final	Medial	Initial	Isolated
خ	خ	خ	خ

هذا خبز

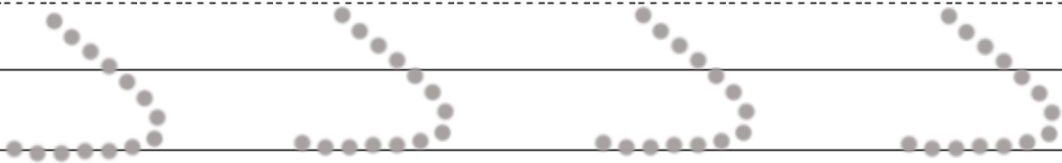


dal



Final	Medial	Initial	Isolated
د	none	none	د

هذه دراجة

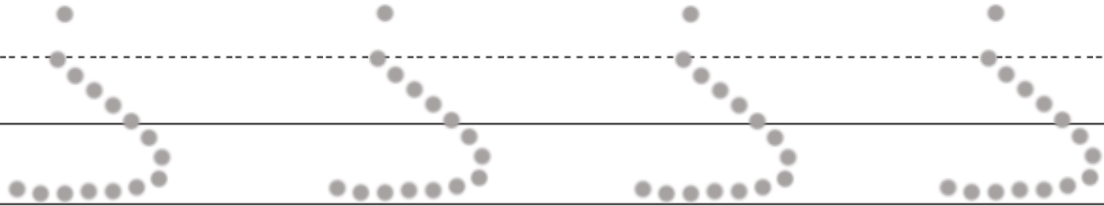


thal

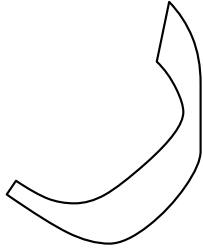


Final	Medial	Initial	Isolated
ذ	none	none	ذ

هذا ذهب

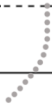

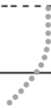


raa





Final	Medial	Initial	Isolated
ر	none	none	ر

هذه ريشة

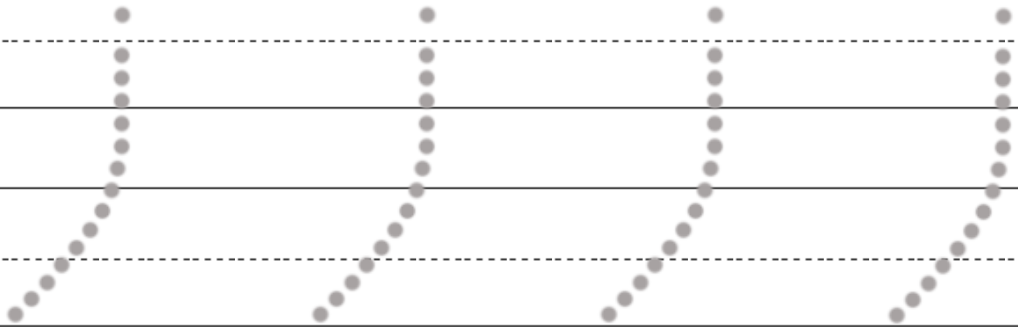


zay


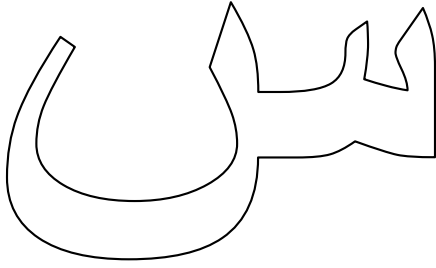


Final	Medial	Initial	Isolated
ز	none	none	ز

هذه زهرة



seen





Final	Medial	Initial	Isolated
س	س	س	س

هذه سكينه



sheen



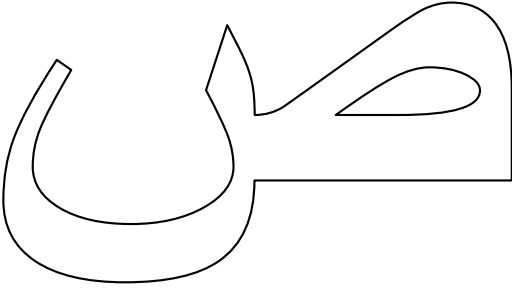
Final	Medial	Initial	Isolated
ش	ش	ش	ش

هذه شجرة

ش ش ش

ش ش ش ش ش ش

sawd

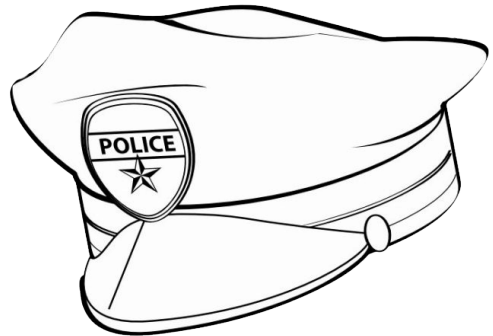



Final	Medial	Initial	Isolated
ص	ص	ص	ص

هذا صابون

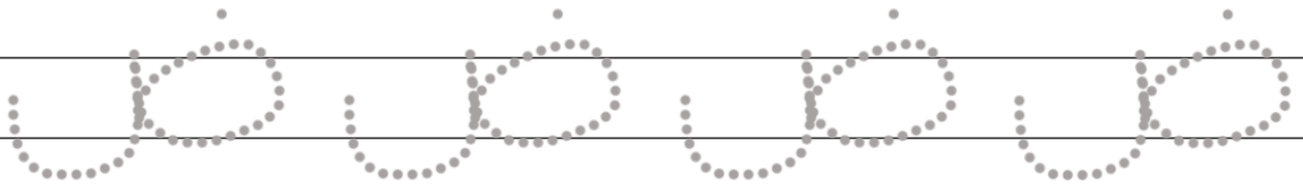
Handwriting practice lines for the letter 'ص' (Saad). The first row shows four dotted 'ص' characters for tracing. The second row shows a continuous dotted line of 'ص' characters for tracing. Below these are several empty lines for independent practice.

dawd

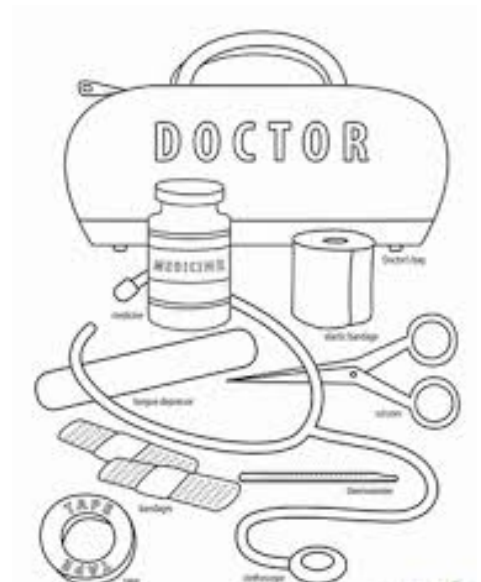
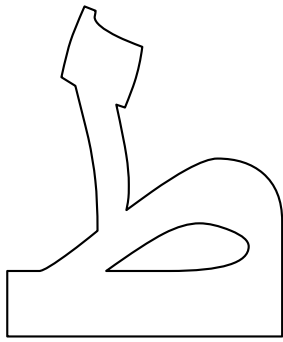


Final	Medial	Initial	Isolated
ض	ض	ض	ض

هذا ضابط

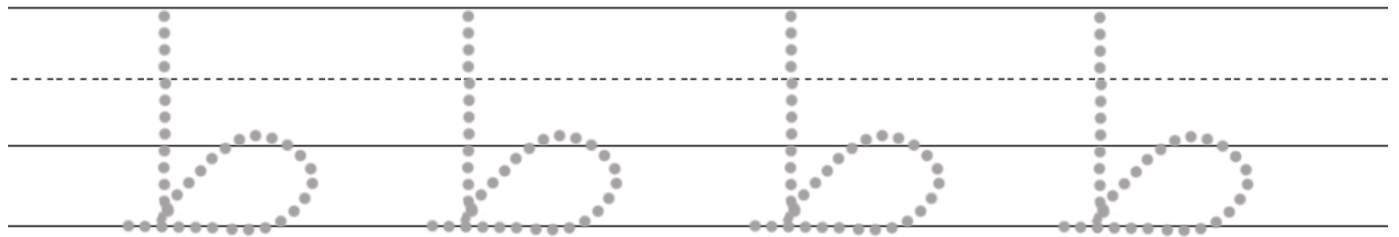


toh


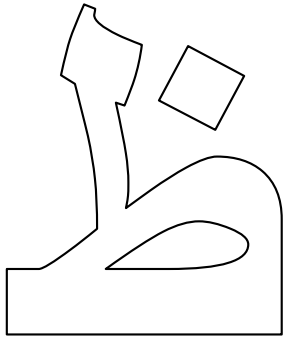


Final	Medial	Initial	Isolated
ط	ط	ط	ط

هذا طبيب

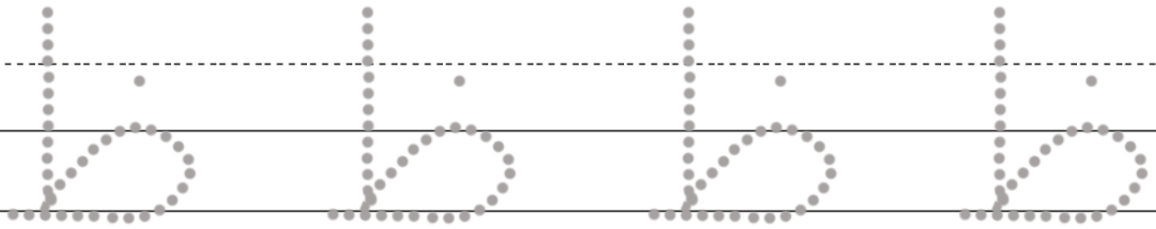


thoh




Final	Medial	Initial	Isolated
ظ	ظ	ظ	ظ

هذا ظرف

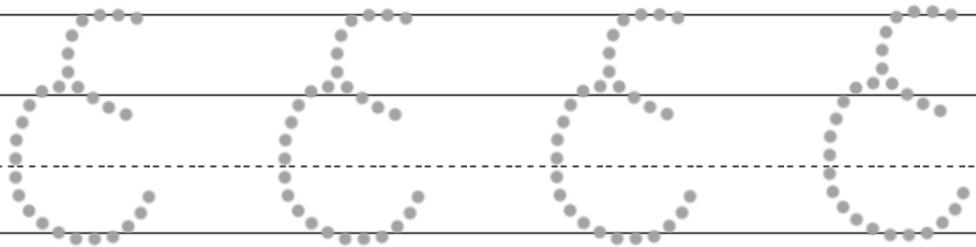


'ayn





Final	Medial	Initial	Isolated
ع	ع	ع	ع

هذا عنب

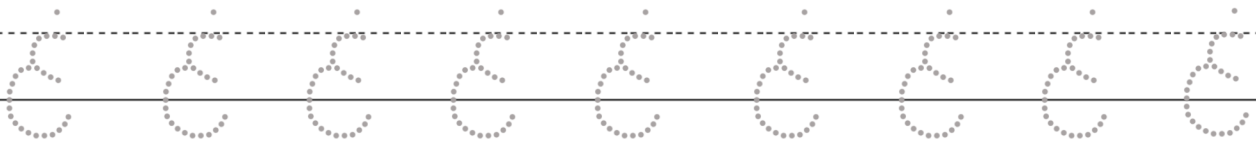
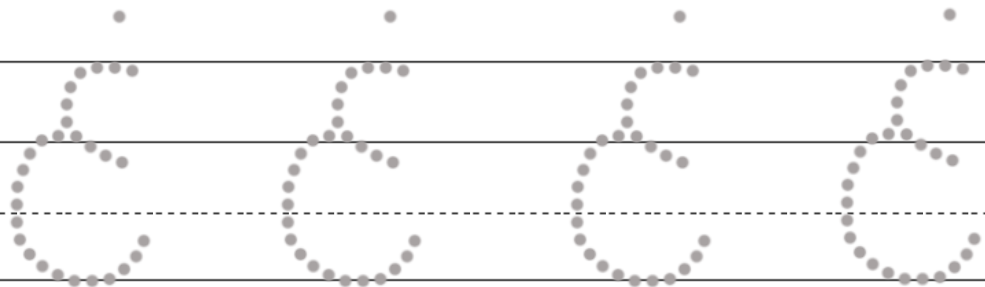


ghayn


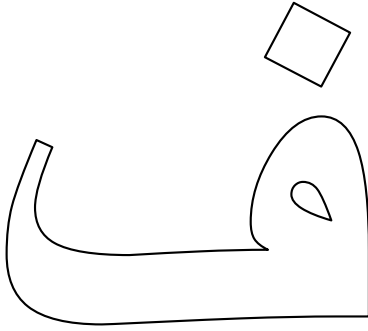


Final	Medial	Initial	Isolated
غ	غ	غ	غ

هذا غداء



faa

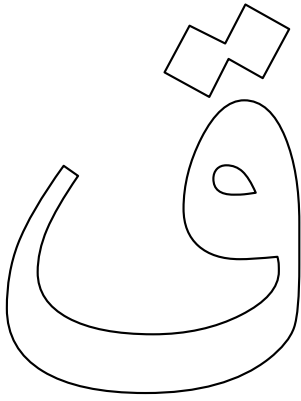


Final	Medial	Initial	Isolated
ف	ف	ف	ف

هذه فاكهة



qaaf





Final	Medial	Initial	Isolated
قف	قه	قا	ق

هذا القرآن

ق ق ق ق

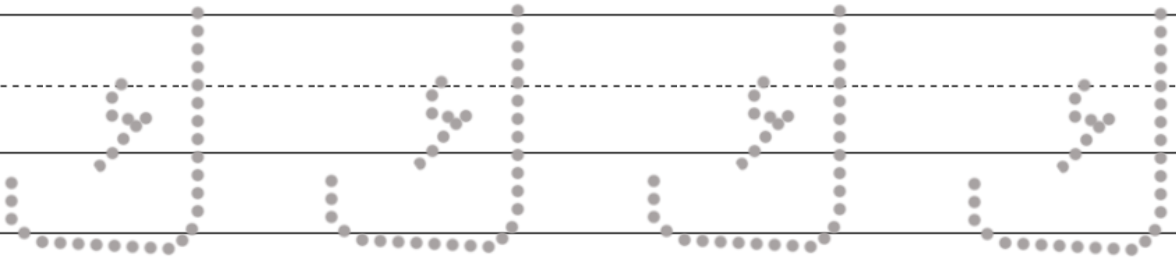
ق ق ق ق ق ق ق ق

kaaf

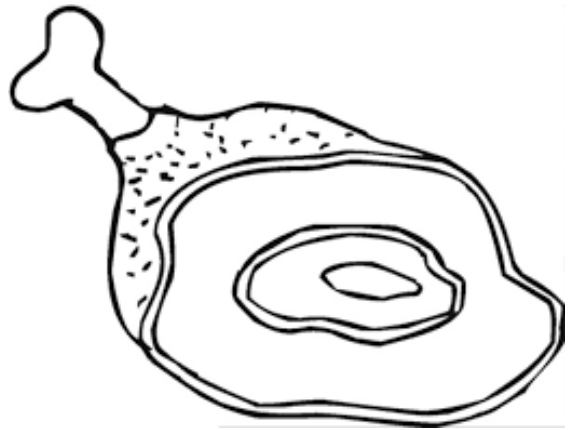
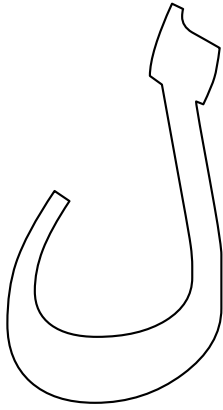


Final	Medial	Initial	Isolated
ك	ك	ك	ك

هذا كرسي

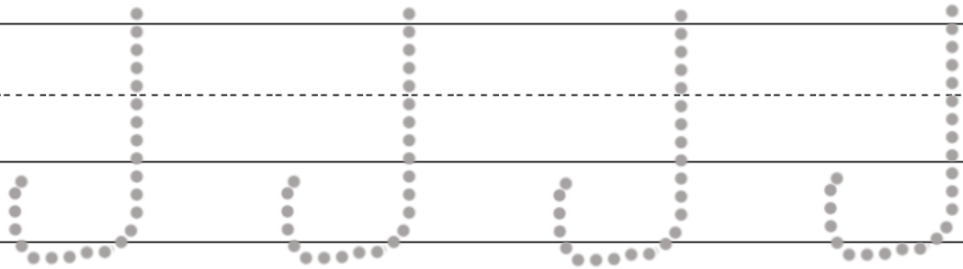


laam


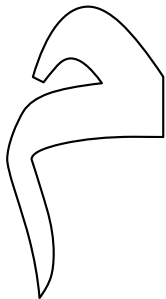


Final	Medial	Initial	Isolated
ل	لـ	لـ	ل

هَذَا لَحْمٌ

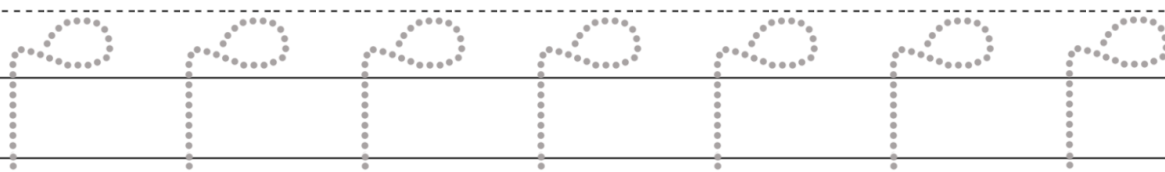
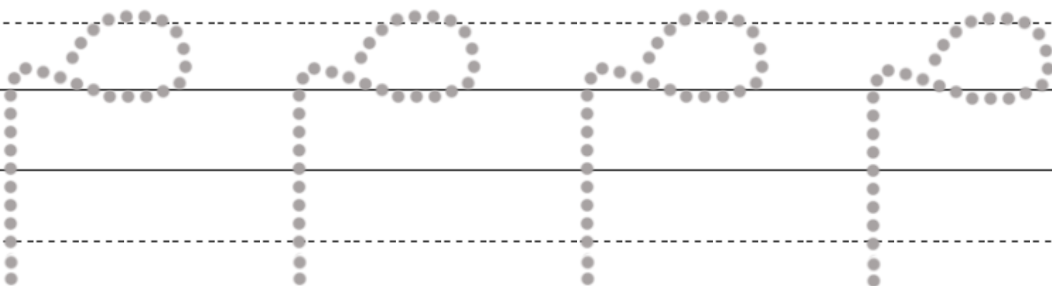


meem


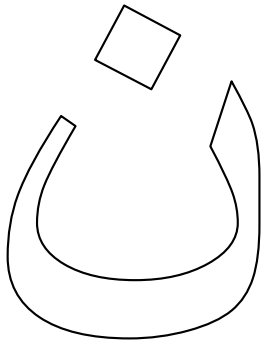


Final	Medial	Initial	Isolated
م	م	م	م

هذا مسجد



noon



هذا نجم

Final	Medial	Initial	Isolated
ن	نـ	ن	ن

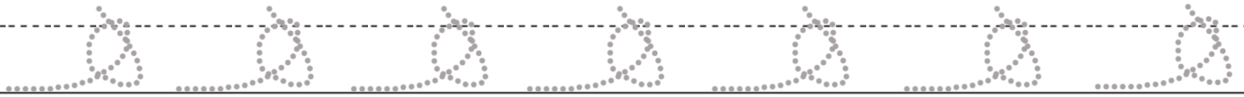
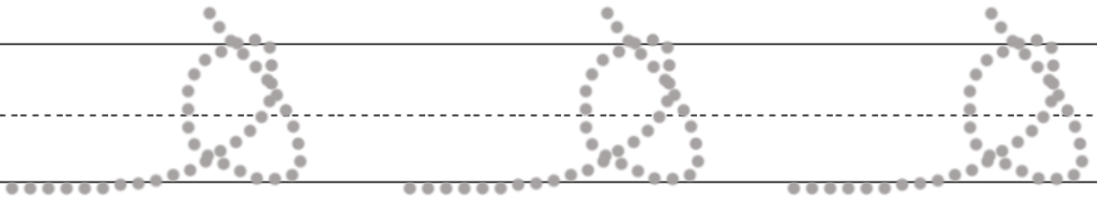
Handwriting practice lines for the Arabic letter Noon. The first row shows four dots on a dashed line, indicating the starting points for writing. The second row shows four dotted outlines of the letter Noon, each with a starting dot and a directional arrow, for tracing. The third row shows eight dotted outlines of the letter Noon, each with a starting dot, for tracing. The fourth row is empty for independent practice.

ha


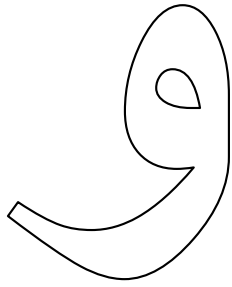


Final	Medial	Initial	Isolated
ه	هـ	هـ	هـ

هذه هدية

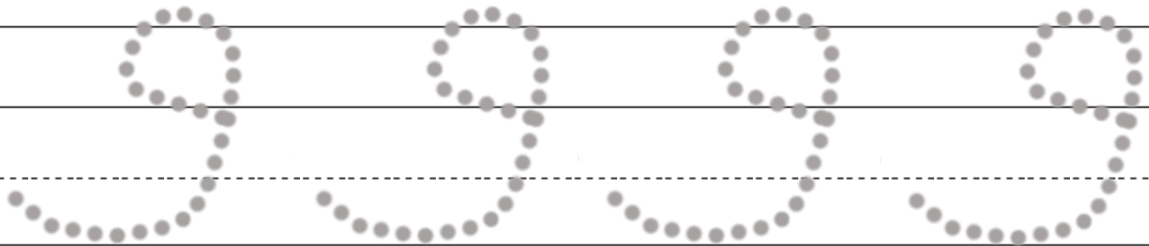


waw





Final	Medial	Initial	Isolated
و	none	none	و

هذه ورقة



yaa



Final	Medial	Initial	Isolated
ي	ي	ي	ي

يمين

