




Healthy Eating GUIDE PACK (Drawing & Colouring)



Legal Disclaimer

© Copyright 2018, UmmAssadHomeSchool.com.

All rights reserved. All materials and content contained on our website and file are the intellectual property of UmmAssadHomeSchool.com and may not be copied, reproduced, distributed or displayed without our expressed written permission.

No Redistribution. You may not reproduce, repackage, or redistribute the contents of UmmAssadHomeschool.com downloads, in whole or in part, for any reason.

No Commercial Use. Downloads may not be used for commercial purposes. Any use of the downloads that infringes upon the intellectual property rights of UmmAssadHomeschool.com or that is for commercial purposes will be investigated, and the owner shall have the right to take appropriate civil and criminal legal action.

Modifications of Terms. UmmAssadHomeSchool.com shall have the right to modify the terms of this agreement at any time. Modification shall be effective immediately and shall replace all prior Agreements.

You MAY:

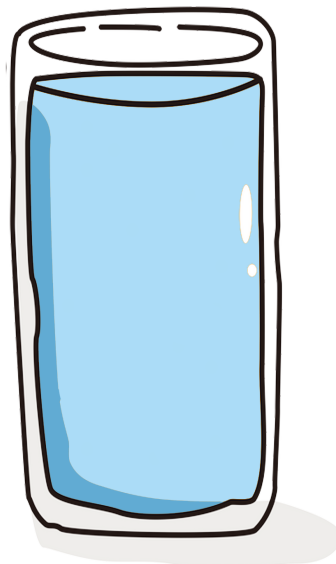
- Save the files on your computer and print off copies for yourself or classroom.

You MAY NOT:

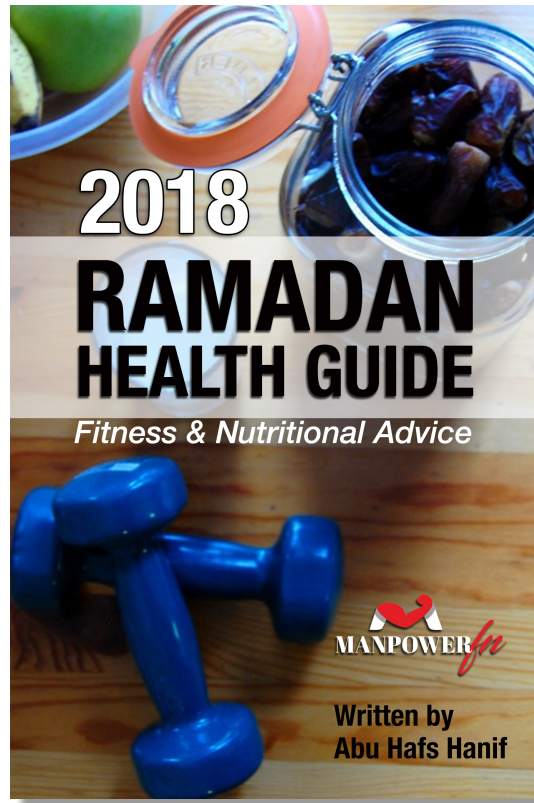
- Host any UmmAssadHomeSchool.com files on your own or other sites.
- Alter or sell any UmmAssadHomeSchool.com files.
- Sell files to make a profit: All files are for personal use only. You may NOT use UmmAssadHomeSchool.com items for profit. ~ i.e. print them off, laminate them and sell them to others.
- Transmit or store any resources on any other website or other form of electronic retrieval system.
- All downloads are copyright protected. Not to be distributed, transferred, or shared in any form.

If you have any Questions, please Contact us at UmmAssadHomeSchool@gmail.com

Thank you!



Also see:



This book belongs to:

Introduction:

The information in this pack has been taken from the following link:

<https://www.nhs.uk/Livewell/Goodfood/Pages/the-eatwell-guide.aspx>

The Eatwell Guide shows how much of what we eat overall should come from each food group to achieve a healthy, balanced diet. You don't need to achieve this balance with every meal but try to get the balance right over a day or even a week.

The Eatwell Guide divides the foods we eat and drink into five main food groups. Try to choose a variety of different foods from each of the groups to help you get the wide range of nutrients your body needs to stay healthy.

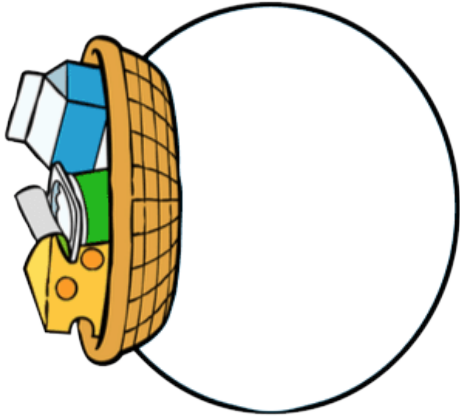
The Eatwell Guide doesn't apply to children under the age of two, because they have different nutritional needs. Between the ages of two and five, children should gradually move to eating the same foods as the rest of the family, in the proportions shown in the Eatwell Guide.

For more information on nutritional advice for children and men, please contact Abu Hafs Hanif (professional Nutritional and Fitness Adviser) for your **FREE** consultation. Contact info at end of the pack.


Healthy Food Pyramid:



Below is a Healthy Portion Plate (based on 1,200 calories per day for children). Read the list of food groups and point to the correct image.



- Fruits
- Vegetables
- Grains
- Proteins
- Dairy



Colour in the following picture:



Trace the following words below:

Fruit

Vegetable

Grain

Protein

Carbohydrate

Dairy

Fat


Fluid

Write the words shown on the previous page:

Handwriting practice lines consisting of 10 sets of three horizontal lines (top solid, middle dashed, bottom solid).


Fruits and Vegetables:

Eat at least five portions of a variety of fruit and vegetables a day. Draw 5 different fruits and vegetables below and colour them in.




Carbohydrates:

Base meals on potatoes, bread, rice, pasta or other starchy carbohydrates. Choose wholegrain and fibre rich foods where possible. Draw 5 different carbohydrates below and colour them in.




Dairy:

Have some dairy or dairy alternatives (such as soya drinks and yoghurts). Choose lower-fat and lower-sugar options. Draw different dairy products below and colour them in.




Protein:

Eat some beans, pulses, fish, eggs, meat and other proteins. Aim for at least two portions of fish every week – one of which should be oily, such as salmon or mackerel. Draw 5 different proteins below and colour them in.




Fats:

Choose unsaturated oils and spreads and eat in small amounts. Also, eat other healthy fats such as nuts, seeds and avocado. Draw 5 different healthy fats below and colour them in.




Food to eat less of:

Eat high fat, salt and sugar foods less often and in small amounts. Draw 5 different unhealthy and high fat foods below and colour them in.



Fluids:

Drink plenty of fluids – the government recommends 6-8 cups/glasses a day but this depends on various facts such as age, level of activity, whether, your health condition and so on.



Quiz Time:

1. Name the 5 food groups:

2. Name some carbohydrate foods:

3. Name some protein foods:

4. Name some healthy fat foods:

5. Name some unhealthy fat foods:

6. Name some fluids:

7. How much exercise is recommended per day?

For more information on nutritional advice for children and men, please contact Abu Hafs Hanif (professional Nutritional and Fitness Advisor) for your FREE consultation:

Contact Abu Hafs Hanif:

Email: enquires@manpowerfn.co.uk

Instagram/Twitter: @manpower_fn

Facebook Page: /manpowerfn

Website: manpowerfn.co.uk

Scan the QR image below for your exercise plan:



MANPOWER*fn*



Please scan this image for your
FREE Summer Gym Plan

Hello, I'm water. Drink mee...

